

AC Axial fans

**Technical
Catalogue**



Hidria

General data

Labelling

Labelling a fan as ErP2015-compliant indicates that it meets the minimum requirements set out in related Commission Regulation EU No 327/2011. The actual energy efficiency level of the fan used for the ErP rating is noted as $\eta_{stat A}$. In order to comply with the requirements contained in the ErP regulation, the fan's energy efficiency level must reach a specific minimum value (target energy level). Efficiency grade N is a parameter used in the calculation of the target energy efficiency as defined in Annex II of Commission Regulation EU No 327/2011. Any and all data pertaining to axial fan ErP classification refer to measurement data established using the Hidria axial fan equipped with a standard full bell mouth without a guard grille. Actual fan performance data including the efficiency level for each and every ErP compliant fan are published on the Hidria website www.hidria.com.

Aerodynamics and Acoustics

Measurement method

The 'characteristic curve' diagram shows the pressure increase Δp_s in Pa as a function of the volume flow rate q_V in m^3/h . The specified performance data meets accuracy class 3 as defined with DIN 24 166 (ISO13348), and applies to the rated data and air performance curves at the rated voltage, an air density of 1.2 kg/m^3 and a 20°C ambient temperature. The continuous line in the characteristic map represents the recommended operating range for axial fans.

Fan test bench

The fan characteristic curves are determined on a combined ventilation and sound reverberation room test bench.

The characteristic curves are measured in compliance with DIN EN ISO 5801.

The sound power levels are measured in a reverberation room in compliance with DIN EN ISO 3743. The fan is attached to the measuring chamber with a free (air) intake and (air) outlet (installation type A in compliance with DIN EN ISO 5801). Unless otherwise indicated, this catalogue specifies the intake side A-evaluated sound power levels LWA. The standard measurements are carried out without the need for additional parts, e.g. a guard grille. The A-weighted sound power level is the standard variable used to assess the sound characteristics of technical equipment.

LVD and EMC compliance




The Electromagnetic Compatibility limits set in Directive 2004/108/EC ensure that electrical and electronic equipment does not generate, or is not affected by, electromagnetic disturbance. EMC compliance of the fan arrangement has to be established on the final appliance as different mounting configurations can result in changed EMC properties.

Hidria fans are designed and produced in line with the Low Voltage Directive (LVD) 2006/95/CE, meaning that the health and safety risks when operating these fans in standardised power networks are negligible.

General notes

The information contained in this catalogue was prepared to the best of our ability and does not absolve the user from their duty to verify the suitability of the products with respect to the intended application. Hidria reserves the right to make design changes for the purpose of continuous performance and/or safety improvement.



AC Axial fans			
	01. AC Axial fans – Sickled blades	4	AC AXIAL FANS – SICKLED BLADES
	02. AC Axial fans – Blades with composite material (PP/AP)	36	AC AXIAL FANS – BLADES WITH COMPOSITE MATERIAL (PP/AP)
	03. AC Axial fans – Paddle blades	50	AC AXIAL FANS – PADDLE BLADES
	04. UL listed Axial Fans	98	UL LISTED AXIAL FANS
	05. Accessories	118	ACCESSORIES
	06. Connection diagrams	126	CONNECTION DIAGRAMS
$\frac{V_1}{V_2} = \frac{n_1}{n_2}$ $\frac{P_1}{P_2} = \left(\frac{n_1}{n_2}\right)^2 = \left(\frac{V_1}{V_2}\right)^2$ $\frac{P_1}{P_2} = \left(\frac{n_1}{n_2}\right)^3 = \left(\frac{V_1}{V_2}\right)^3$ $L_{wh2} = L_{wh1} + 50 \log \left(\frac{n_2}{n_1}\right)$	07. Appendix	132	APPENDIX

01

AC Axial fans – Sickled blades



AC AXIAL FANS –
SICKLED BLADES

AC AXIAL FANS –
BLADES WITH COMPOSITE
MATERIAL (PP/AP)

AC AXIAL FANS –
PADDLE BLADES

UL LISTED AXIAL FANS

ACCESSORIES

CONNECTION DIAGRAMS

APPENDIX

AC Axial fans

■ Electrical connection and motor

AC Axial fans are driven by single-phase or three-phase AC (Alternating Current) external rotor induction motors. The motors are integrated into the fan hub. The rated voltage for a three-phase power supply is 400 V and for single-phase AC motors it is 230 V. Single-phase or three-phase AC motors are suitable for 400 V $\pm 10\%$ or 230 V $\pm 10\%$, as well as 50/60 Hz. All other voltage types are available as customised solutions.

■ Motor connection

Mains & control connections are made via a terminal box or outgoing connection cable as shown in the dimensional drawings.

■ Terminal box and connection cable

Terminal boxes are made of shock-proof and weather-resistant plastics. Heat- and UV-resistant halogen-free multicore cables are used, marked by a colour code or connection designations as labelled on the terminal block. The cable construction complies with VDE 0282 Part 804 and is suitable for operating voltages of up to 400 V for single-phase products and 690 V for three-phase products.

■ Speed controls

Hidria AC fans are suitable for operation with or without one of the Variable Speed Drive (VSD) units such as a frequency converter, triac controller, soft start or autotransformer. When a VSD is in use, special caution needs to be taken to verify that the temperature rise is in line with the motor insulation class (B or F) limits and that the EMC requirements of the final appliance are met. It is recommended to use a Sine Wave Filter attached between the frequency converter and AC fan in order to assure the best acoustic and lifetime performance of the fan. Please follow the safety, installation and maintenance instructions of the VSD used when applied to Hidria fans.

■ Installation and usage information

For the installation, maintenance and safe use of AC axial fans, please refer to the user manual.

■ Materials and corrosion protection

Hidria AC Axial fan impellers are made of high-performance PA or PP composite material, aluminium or steel. The impeller is pressed onto the rotor. Some axial fans have stamped steel or aluminium blades. Such blades are riveted or screwed onto the rotors of the external rotor motor. The motor housing is made of high-pressure, die-cast aluminium alloy. Additional painting is applied when high-corrosion protection is requested. Protection grids are made of steel and coated to meet resistance to corrosion as set by ISO 12944-2 class C3 (medium). A higher corrosion resistance level is available on request.

■ Operating conditions and product life safety

The fans may only be operated when installed as intended and when safety is ensured by use of safety equipment according to DIN EN 294 resp. ISO13852 (DIN EN ISO 12100) or by other protection measures defined in the user manual.

Safety approvals

Depending on the product, Hidria fans comply with one or more of the following standards: EN 60335-1, EN 61800-5-1 and EN 60034-1. The majority of fans can be supplied in a CE, UL/CSA, CCC, SASO and/or EAC approved design.

Installation orientations

Axial fans are intended to be installed with the rotor in a horizontal position or with the rotor at the bottom of the fan (vertical position with the connection box or cables on the top). The lower condensation drain hole must be open when the fan is installed vertically, that is with the rotor at the bottom. With a horizontal mounting position, condensate can escape via the gap between the stator and rotor. Installation

with the rotor at the top (connection box or cables at the bottom) is only available on request.

Operating mode

Continuous operation (S1)

Resistance to water, dust and moisture

The majority of axial fans are resistant to the presence of water, dust and moisture as defined by class IP44 or IP 54 (IEC 60529, IEC60034, IEC60335).

Ambient conditions

If not instructed differently, the fans can be subjected to the following conditions:

- placed outdoors (rain, snow, UV radiation)
- working ambient temperatures of between -30 °C (-40 °C) and +70 °C
- storage temperatures: -40 °C to +80 °C

Product life

By utilising lifetime-maintenance-free bearings, our axial fans are maintenance-free for the entire lifetime of approximately 30,000–40,000 hours for standard applications and environmental conditions.

Contact protection

The preferred 'protective construction' used on axial fans is a guard grid. Depending on the airflow direction, the guard grid is located on the intake or pressure side of the fan. The 'Accessories' section contains separate guard grids, which can be positioned on the pressure or intake side of the fan as required and depending on the installation situation, to meet the safety requirements set out in DIN EN ISO 13857 defining safety distance requirements to prevent upper limbs from getting into hazardous areas. Be aware that the use of guard grids results in increased resistance to the conveyed airflow, which manifests in additional pressure loss.



Stamped steel blades (type 18H, 30H)
Diameters: 300-350 mm



Stamped aluminium blades (type 30H)
Diameters: 450-630 mm



Die-cast aluminium blades (type 30H)
Diameters: 630-800 mm

Page

8-15

16-29

30-34

AC AXIAL FANS -
SICKLED BLADES

AC AXIAL FANS -
BLADES WITH COMPOSITE
MATERIAL (PP/AP)

AC AXIAL FANS -
PADDLE BLADES

UL LISTED AXIAL FANS

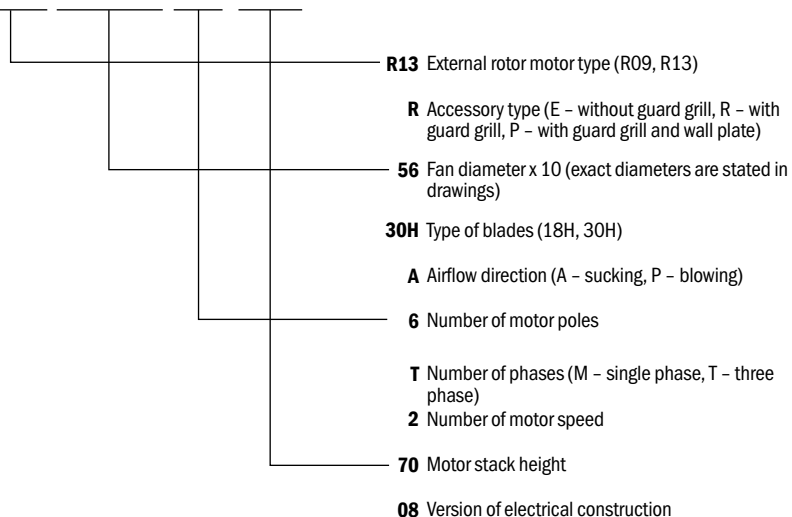
ACCESSORIES

CONNECTION DIAGRAMS

APPENDIX

Example of type key:

R13R-5630HA-6T2-7008



Diameter:

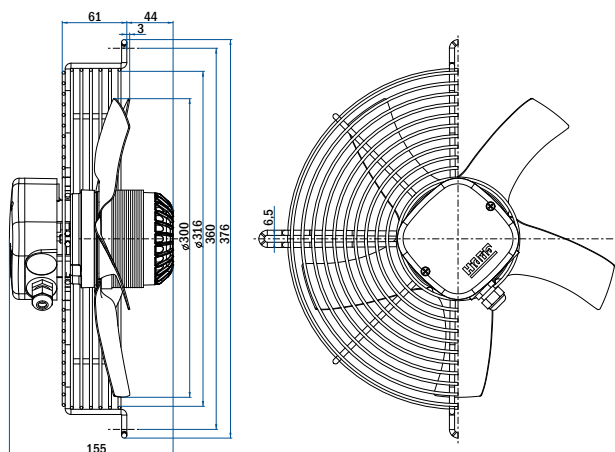
300 mm

R09_-3018H_-2M-4248



Fan with guard grill

Airflow Direction	Type	Code	Weight (kg)
Sucking	R09R-3018HA-2M-4248	0309-4-1093	3.5
Blowing	R09R-3018HP-2M-4248	0309-4-1094	



Fan with plate

Airflow Direction	Type	Code	Weight (kg)
Sucking	R09P-3018HA-2M-4248	On request	
Blowing	R09P-3018HP-2M-4248	On request	

Fan without guard grill

Airflow Direction	Type	Code	Weight (kg)
Sucking	R09E-3018HA-2M-4248	On request	
Blowing	R09E-3018HP-2M-4248	On request	

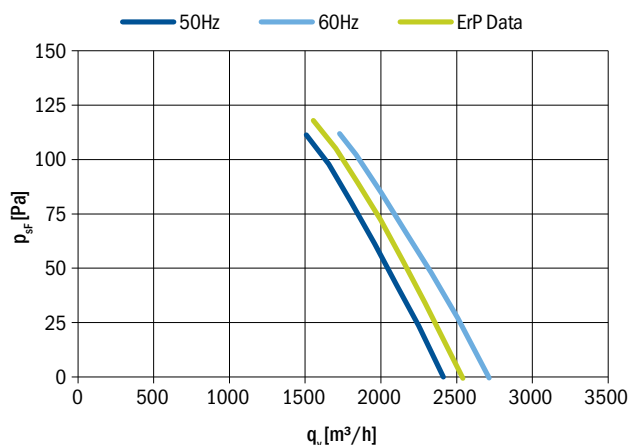
Nominal data according to standard EN 60335:

Phase	1~
Nominal voltage	230 V
Frequency	50/60 Hz
Rated power input	140/190 W
Rated current	0.62/0.83 A
Rated speed	2590/2700 RPM
Min. ambient temperature	-30 °C
Max. ambient temperature	55/40 °C
Sound power level A weighted	83/87 dB (A)
Condensator	5 µF/450 V
Connection	terminal box
Insulation class	155
Protection class	IP54

ErP data according to EU regulation 327/2011:

Overall efficiency	29.0 %
Measurement category	A
Efficiency category	static
Efficiency grade N	40.2
Variable speed drive	NO
Power input	169 W
Air flow	1553 m³/h
Pressure drop	118 Pa
Speed	2585 RPM
Specific ratio	1.00

Aerodynamic characteristic



Fan characteristic measured in full bell mouth with guard grill.

ErP characteristic measured in full bell mouth without guard grill.

General notes

Connection diagrams:

Sucking 0301-1-0043 See section
Blowing 0301-1-0044 Connection diagrams

Guard grills & wall-plates See section Accessories

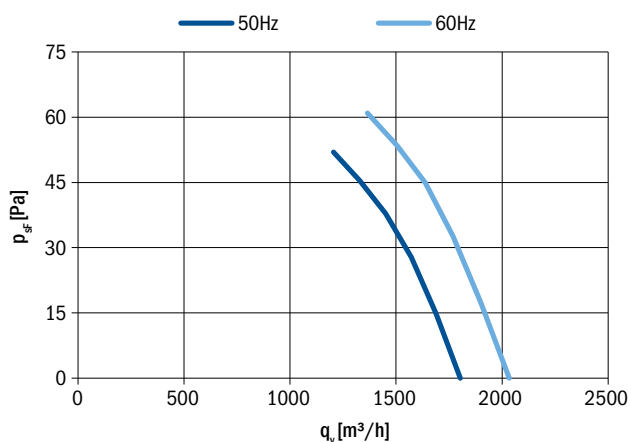
Standards compliance See introduction page

R09_-3030H_-4M-2543**Diameter:****300 mm****Nominal data according to standard EN 60335:**

Phase	1~
Nominal voltage	230 V
Frequency	50/60 Hz
Rated power input	65/90 W
Rated current	0.30/0.40 A
Rated speed	1400/1500 RPM
Min. ambient temperature	-30 °C
Max. ambient temperature	70 °C
Sound power level A weighted	66/71 dB (A)
Condensator	2 µF/450 V
Connection	terminal box
Insulation class	155
Protection class	IP54

ErP data according to EU regulation 327/2011:**Is not subject to the EU regulation 327/2011.**

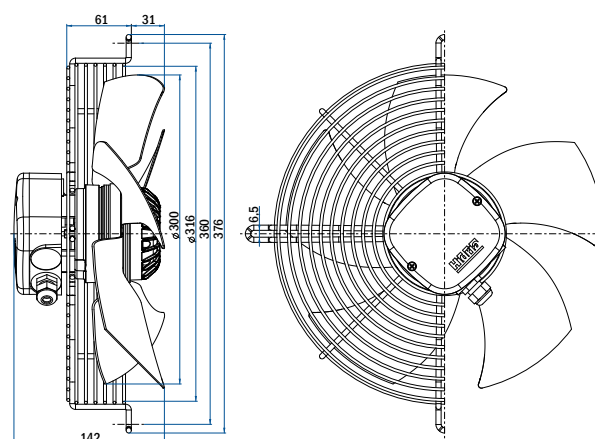
Power input lower than 125 W.

Aerodynamic characteristic

Fan characteristic measured in full bell mouth with guard grill.

**Fan with guard grill**

Airflow Direction	Type	Code	Weight (kg)
Sucking	R09R-3030HA-4M-2543	0309-4-1112	3.0
Blowing	R09R-3030HP-4M-2543	0309-4-1050	

**Fan with plate**

Airflow Direction	Type	Code	Weight (kg)
Sucking	R09P-3030HA-4M-2543	0309-4-1025	4.5
Blowing	R09P-3030HP-4M-2543	0309-4-1078	

Fan without guard grill

Airflow Direction	Type	Code	Weight (kg)
Sucking	R09E-3030HA-4M-2543	On request	
Blowing	R09E-3030HP-4M-2543	On request	

General notes

Connection diagrams:

Sucking 0301-1-0043 See section
 Blowing 0301-1-0044 Connection diagrams

Guard grills & wall-plates See section Accessories

Standards compliance See introduction page

Diameter:

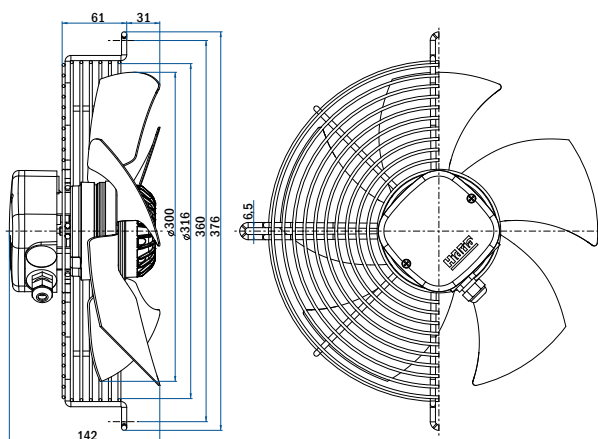
300 mm

R09_-3030H_-4T-2545



Fan with guard grill

Airflow Direction	Type	Code	Weight (kg)
Sucking	R09R-3030HA-4T-2545	0309-4-1038	3.0
Blowing	R09R-3030HP-4T-2545	0309-4-1143	



Fan with plate

Airflow Direction	Type	Code	Weight (kg)
Sucking	R09P-3030HA-4T-2545	On request	
Blowing	R09P-3030HP-4T-2545	On request	

Fan without guard grill

Airflow Direction	Type	Code	Weight (kg)
Sucking	R09E-3030HA-4T-2545	On request	
Blowing	R09E-3030HP-4T-2545	On request	

Nominal data according to standard EN 60335:

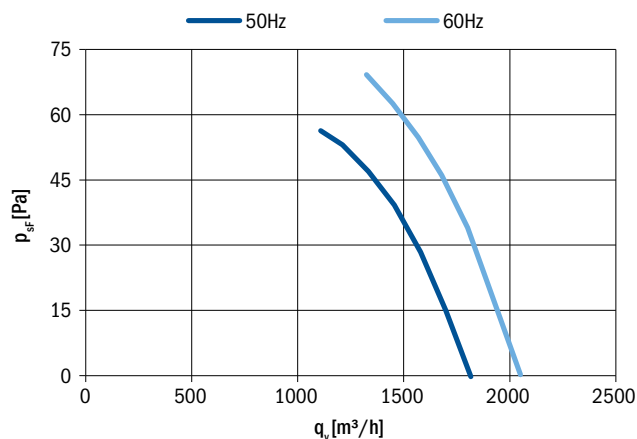
Phase	3~
Nominal voltage	400/230 V
Frequency	50/60 Hz
Rated power input	75/85 W
Rated current	0.20/0.35/0.17/0.30 A
Rated speed	1370/1550 RPM
Min. ambient temperature	-30 °C
Max. ambient temperature	55 °C
Sound power level A weighted	67/72 dB (A)
Connection	terminal box
Insulation class	155
Protection class	IP54

ErP data according to EU regulation 327/2011:

Is not subject to the EU regulation 327/2011.

Power input lower than 125 W.

Aerodynamic characteristic



Fan characteristic measured in full bell mouth with guard grill.

General notes

Connection diagrams:

Sucking 0301-1-0049 See section
Blowing 0301-1-0049 Connection diagrams

Guard grills & wall-plates See section Accessories

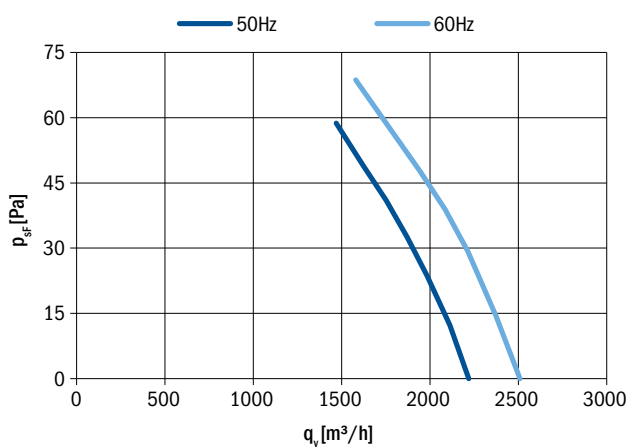
Standards compliance See introduction page

R09_-3130H_-4M-3509**Diameter:****315 mm****Nominal data according to standard EN 60335:**

Phase	1~
Nominal voltage	230 V
Frequency	50/60 Hz
Rated power input	90/120 W
Rated current	0.40/0.55 A
Rated speed	1350/1500 RPM
Min. ambient temperature	-30 °C
Max. ambient temperature	70/60 °C
Sound power level A weighted	68/72 dB (A)
Condensator	3 µF/450 V
Connection	terminal box
Insulation class	155
Protection class	IP54

ErP data according to EU regulation 327/2011:**Is not subject to the EU regulation 327/2011.**

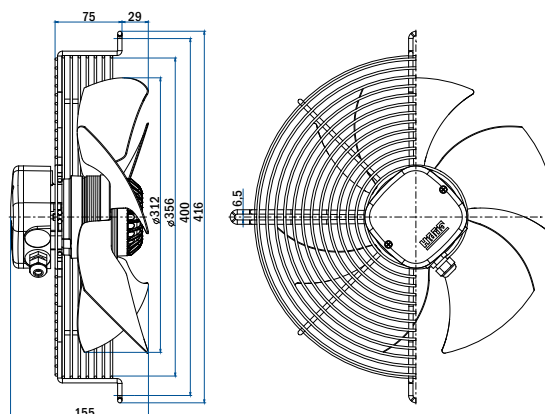
Power input lower than 125 W.

Aerodynamic characteristic

Fan characteristic measured in full bell mouth with guard grill.

**Fan with guard grill**

Airflow Direction	Type	Code	Weight (kg)
Sucking	R09R-3130HA-4M-3509	0309-4-1002	3.3
Blowing	R09R-3130HP-4M-3509	On request	

**Fan with plate**

Airflow Direction	Type	Code	Weight (kg)
Sucking	R09P-3130HA-4M-3509	0309-4-1015	4.5
Blowing	R09P-3130HP-4M-3509	On request	

Fan without guard grill

Airflow Direction	Type	Code	Weight (kg)
Sucking	R09E-3130HA-4M-3509	On request	
Blowing	R09E-3130HP-4M-3509	On request	

General notes

Connection diagrams:

Sucking 0301-1-0043 See section
 Blowing 0301-1-0044 Connection diagrams

Guard grills & wall-plates See section Accessories

Standards compliance See introduction page

Diameter:

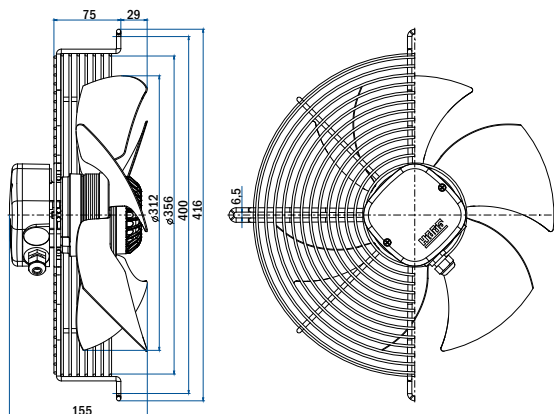
315 mm

R09_-3130H_-4T-3524



Fan with guard grill

Airflow Direction	Type	Code	Weight (kg)
Sucking	R09R-3130HA-4T-3524	0309-4-1039	3.4
Blowing	R09R-3130HP-4T-3524	On request	



Fan with plate

Airflow Direction	Type	Code	Weight (kg)
Sucking	R09P-3130HA-4T-3524	On request	
Blowing	R09P-3130HP-4T-3524	On request	

Fan without guard grill

Airflow Direction	Type	Code	Weight (kg)
Sucking	R09E-3130HA-4T-3524	On request	
Blowing	R09E-3130HP-4T-3524	On request	

Nominal data according to standard EN 60335:

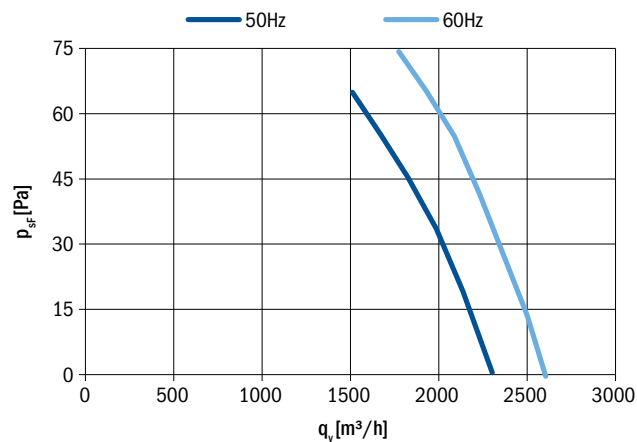
Phase	3~
Nominal voltage	400/230 V
Frequency	50/60 Hz
Rated power input	100/120 W
Rated current	0.23/0.41/0.22/0.39 A
Rated speed	1340/1490 RPM
Min. ambient temperature	-30 °C
Max. ambient temperature	55 °C
Sound power level A weighted	69/73 dB (A)
Connection	terminal box
Insulation class	155
Protection class	IP54

ErP data according to EU regulation 327/2011:

Is not subject to the EU regulation 327/2011.

Power input lower than 125 W.

Aerodynamic characteristic



Fan characteristic measured in full bell mouth with guard grill.

General notes

Connection diagrams:

Sucking 0301-1-0049 See section
Blowing 0301-1-0049 Connection diagrams

Guard grills & wall-plates See section Accessories

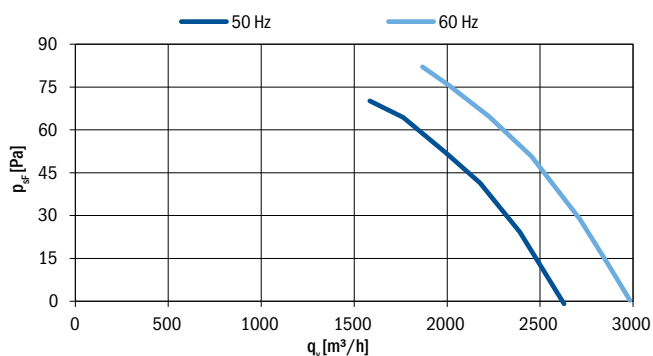
Standards compliance See introduction page

R09_-3330H_-4M-4259**Diameter:****330 mm****Nominal data according to standard EN 60335:**

Phase	1~
Nominal voltage	230 V
Frequency	50/60 Hz
Rated power input	120/150 W
Rated current	0.55/0.67 A
Rated speed	1350/1510 RPM
Min. ambient temperature	-30 °C
Max. ambient temperature	70/70 °C
Sound power level A weighted	70/74 dB (A)
Condensator	4 µF/450 V
Connection	terminal box
Insulation class	155
Protection class	IP54

ErP data according to EU regulation 327/2011:**Is not subject to the EU regulation 327/2011.**

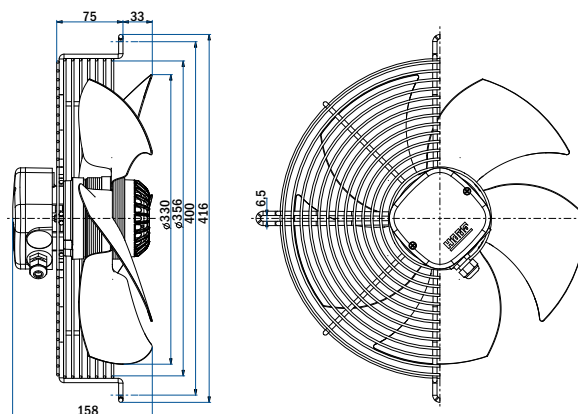
Power input lower than 125 W.

Aerodynamic characteristic

Fan characteristic measured in full bell mouth with guard grill.

**Fan with guard grill**

Airflow Direction	Type	Code	Weight (kg)
Sucking	R09R-3330HA-4M-4259	0309-4-1127	3.5
Blowing	R09R-3330HP-4M-4259	On request	

**Fan with plate**

Airflow Direction	Type	Code	Weight (kg)
Sucking	R09P-3330HA-4M-4259	On request	
Blowing	R09P-3330HP-4M-4259	On request	

Fan without guard grill

Airflow Direction	Type	Code	Weight (kg)
Sucking	R09E-3330HA-4M-4259	On request	
Blowing	R09E-3330HP-4M-4259	On request	

General notes

Connection diagrams:

Sucking 0301-1-0043 See section
 Blowing 0301-1-0044 Connection diagrams

Guard grills & wall-plates See section Accessories

Standards compliance See introduction page

Diameter:

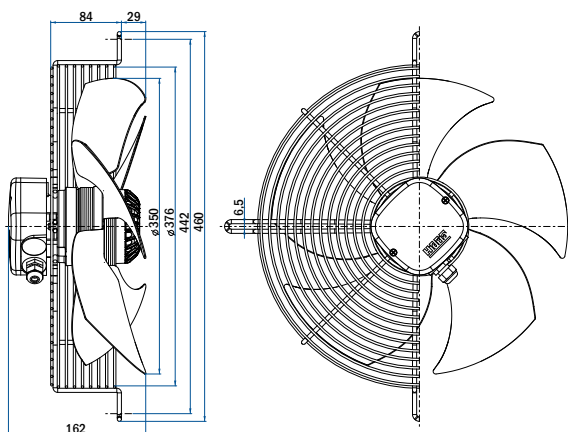
350 mm

R09_-3530H_-4M-4237



Fan with guard grill

Airflow Direction	Type	Code	Weight (kg)
Sucking	R09R-3530HA-4M-4237	0309-4-1000	3.7
Blowing	R09R-3530HP-4M-4237	0309-4-1032	



Fan with plate

Airflow Direction	Type	Code	Weight (kg)
Sucking	R09P-3530HA-4M-4237	0309-4-1013	6.2
Blowing	R09P-3530HP-4M-4237	0309-4-1122	

Fan without guard grill

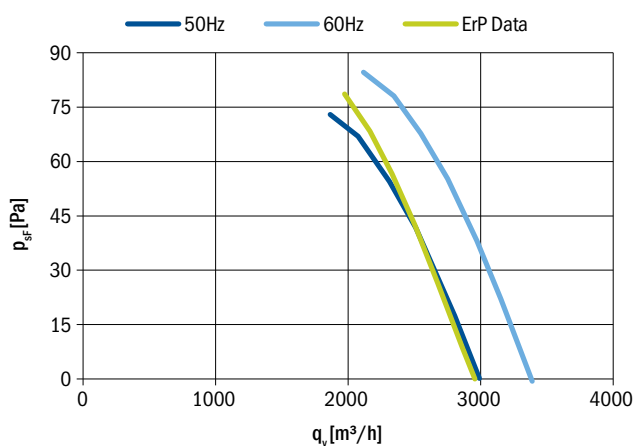
Airflow Direction	Type	Code	Weight (kg)
Sucking	R09E-3530HA-4M-4237	On request	
Blowing	R09E-3530HP-4M-4237	On request	

Nominal data according to standard EN 60335:	
Phase	1~
Nominal voltage	230 V
Frequency	50/60 Hz
Rated power input	130/165 W
Rated current	0.60/0.72 A
Rated speed	1290/1380 RPM
Min. ambient temperature	-30 °C
Max. ambient temperature	60 °C
Sound power level A weighted	72/75 dB (A)
Condensator	4 µF/450 V
Connection	terminal box
Insulation class	155
Protection class	IP54

ErP data according to EU regulation 327/2011:

Overall efficiency	29.0 %
Measurement category	A
Efficiency category	static
Efficiency grade N	40.7
Variable speed drive	NO
Power input	140 W
Air flow	1975 m³/h
Pressure drop	79 Pa
Speed	1333 RPM
Specific ratio	1.00

Aerodynamic characteristic



Fan characteristic measured in full bell mouth with guard grill.

ErP characteristic measured in full bell mouth without guard grill.

General notes

Connection diagrams:

Sucking 0301-1-0043 See section
Blowing 0301-1-0044 Connection diagrams

Guard grills & wall-plates See section Accessories

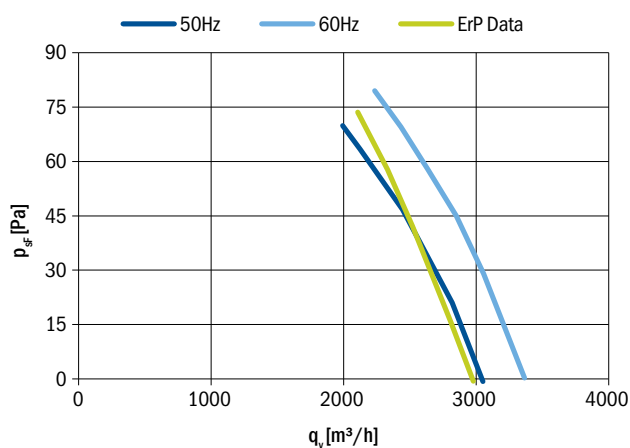
Standards compliance See introduction page

R09_-3530H_-4T-4258**Diameter:****350 mm****Nominal data according to standard EN 60335:**

Phase	3~
Nominal voltage	400/230 V
Frequency	50/60 Hz
Rated power input	150/192 W
Rated current	0.30/0.57/0.33/0.57 A
Rated speed	1330/1460 RPM
Min. ambient temperature	-30 °C
Max. ambient temperature	65/70 °C
Sound power level A weighted	72/75 dB (A)
Connection	terminal box
Insulation class	155
Protection class	IP54

ErP data according to EU regulation 327/2011:

Overall efficiency	29.5 %
Measurement category	A
Efficiency category	static
Efficiency grade N	41.2
Variable speed drive	NO
Power input	141 W
Air flow	2107 m³/h
Pressure drop	74 Pa
Speed	1332 RPM
Specific ratio	1.00

Aerodynamic characteristic

Fan characteristic measured in full bell mouth with guard grill.

ErP characteristic measured in full bell mouth without guard grill.

General notes

Connection diagrams:

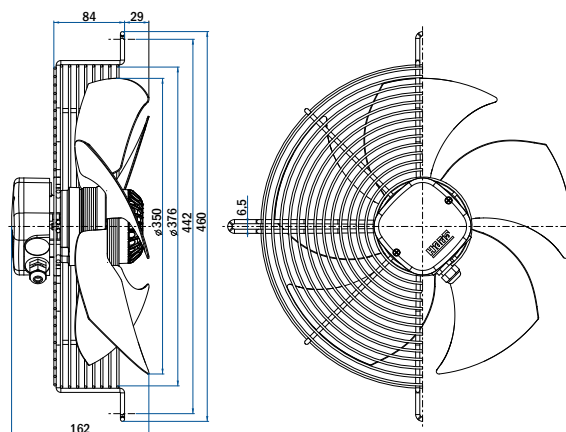
Sucking 0301-1-0049 See section
 Blowing 0301-1-0049 Connection diagrams

Guard grills & wall-plates See section Accessories

Standards compliance See introduction page

**Fan with guard grill**

Airflow Direction	Type	Code	Weight (kg)
Sucking	R09R-3530HA-4T-4258	0309-4-1023	3.7
Blowing	R09R-3530HP-4T-4258	0309-4-1048	

**Fan with plate**

Airflow Direction	Type	Code	Weight (kg)
Sucking	R09P-3530HA-4T-4258	On request	
Blowing	R09P-3530HP-4T-4258	On request	

Fan without guard grill

Airflow Direction	Type	Code	Weight (kg)
Sucking	R09E-3530HA-4T-4258	On request	
Blowing	R09E-3530HP-4T-4258	On request	

Diameter:

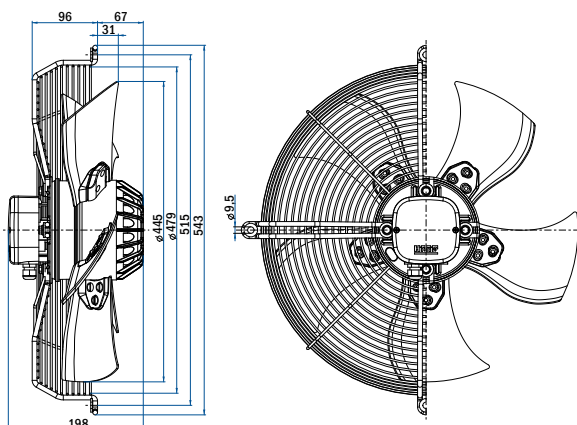
450 mm

R13_-4530H_-4M-5066



Fan with guard grill

Airflow Direction	Type	Code	Weight (kg)
Sucking	R13R-4530HA-4M-5066	0313-4-1082	10.0
Blowing	R13R-4530HP-4M-5066	On request	



Fan with plate

Airflow Direction	Type	Code	Weight (kg)
Sucking	R13P-4530HA-4M-5066	On request	
Blowing	R13P-4530HP-4M-5066	On request	

Fan without guard grill

Airflow Direction	Type	Code	Weight (kg)
Sucking	R13E-4530HA-4M-5066	On request	
Blowing	R13E-4530HP-4M-5066	On request	

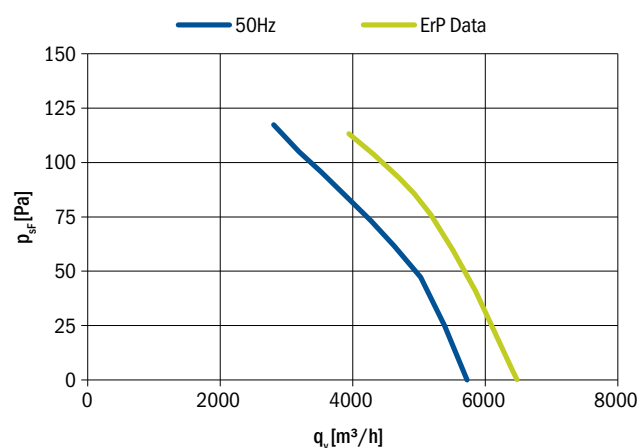
Nominal data according to standard EN 60335:

Phase	1~
Nominal voltage	230 V
Frequency	50 Hz
Rated power input	400 W
Rated current	1.80 A
Rated speed	1400 RPM
Min. ambient temperature	-30 °C
Max. ambient temperature	60 °C
Sound power level A weighted	72 dB (A)
Condensator	10 µF/450 V
Connection	terminal box
Insulation class	155
Protection class	IP54

ErP data according to EU regulation 327/2011:

Overall efficiency	27.5 %
Measurement category	A
Efficiency category	static
Efficiency grade N	36.1
Variable speed drive	NO
Power input	442 W
Air flow	4695 m³/h
Pressure drop	93 Pa
Speed	1370 RPM
Specific ratio	1.00

Aerodynamic characteristic



Fan characteristic measured in short bell mouth with guard grill.
ErP characteristic measured in full bell mouth without guard grill.

General notes

Connection diagrams:

Sucking 0301-1-0044 See section
Blowing 0301-1-0043 Connection diagrams

Guard grills & wall-plates See section Accessories

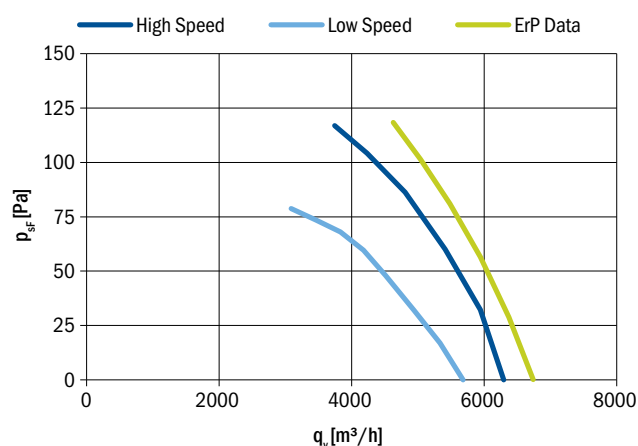
Standards compliance See introduction page

R13_-4530H_-4T2-5059**Diameter:****450 mm****Nominal data according to standard EN 60335:**

Phase	3~
Nominal voltage	400 V
Frequency	50 Hz
Speed	high/low
Rated power input	465/330 W
Rated current	0.95/0.50 A
Rated speed	1400/1260 RPM
Min. ambient temperature	-30 °C
Max. ambient temperature	70 °C
Sound power level A weighted	73/69 dB (A)
Connection	terminal box
Insulation class	155
Protection class	IP54

ErP data according to EU regulation 327/2011:

Overall efficiency	29.3 %
Measurement category	A
Efficiency category	static
Efficiency grade N	37.5
Variable speed drive	NO
Power input	500 W
Air flow	4631 m³/h
Pressure drop	118 Pa
Speed	1372 RPM
Specific ratio	1.00

Aerodynamic characteristic

Fan characteristic measured in full bell mouth with guard grill.

ErP characteristic measured in full bell mouth without guard grill.

General notes

Connection diagrams:

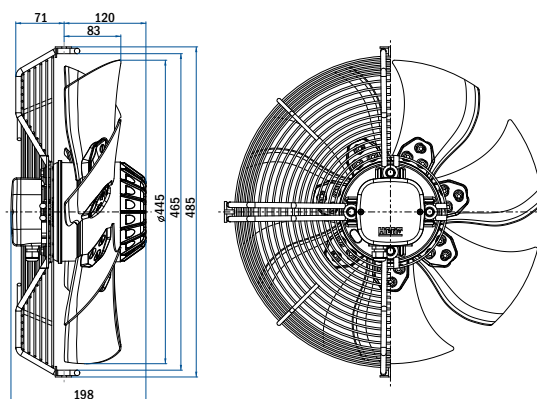
Sucking 0301-1-0033 See section
 Blowing 0301-1-0033 Connection diagrams

Guard grills & wall-plates See section Accessories

Standards compliance See introduction page

**Fan with guard grill**

Airflow Direction	Type	Code	Weight (kg)
Sucking	R13R-4530HA-4T2-5059	0313-4-1152	11.0
Blowing	R13R-4530HP-4T2-5059	On request	

**Fan with plate**

Airflow Direction	Type	Code	Weight (kg)
Sucking	R13P-4530HA-4T2-5059	On request	
Blowing	R13P-4530HP-4T2-5059	On request	

Fan without guard grill

Airflow Direction	Type	Code	Weight (kg)
Sucking	R13E-4530HA-4T2-5059	On request	
Blowing	R13E-4530HP-4T2-5059	On request	

Diameter:

450 mm

R13_-4530H_-6T2-5065

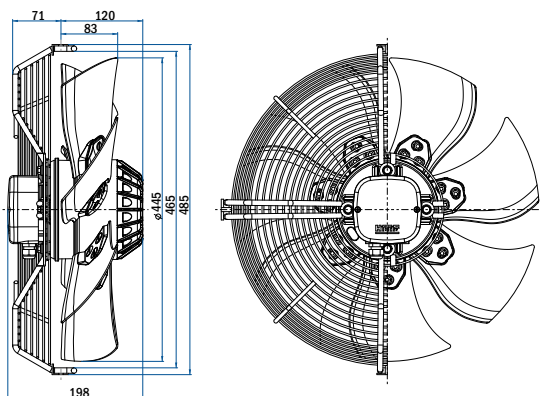


Nominal data according to standard EN 60335:

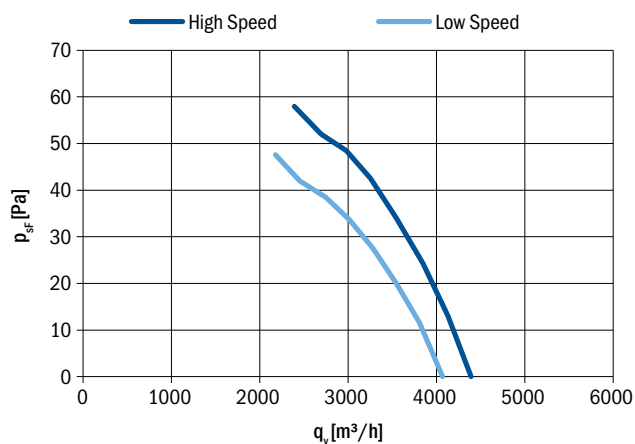
Phase	3~
Nominal voltage	400 V
Frequency	50 Hz
Speed	high/low
Rated power input	170/105 W
Rated current	0.70/0.23 A
Rated speed	940/840 RPM
Min. ambient temperature	-30 °C
Max. ambient temperature	70 °C
Sound power level A weighted	67/62 dB (A)
Connection	terminal box
Insulation class	155
Protection class	IP54

Fan with guard grill

Airflow Direction	Type	Code	Weight (kg)
Sucking	R13R-4530HA-6T2-5065	0313-4-1072	11.0
Blowing	R13R-4530HA-6T2-5065	On request	



Aerodynamic characteristic



Fan characteristic measured in full bell mouth with guard grill

Fan with plate

Airflow Direction	Type	Code	Weight (kg)
Sucking	R13P-4530HA-6T2-5065	0313-4-1071	16.5
Blowing	R13P-4530HA-6T2-5065	On request	

Fan without guard grill

Airflow Direction	Type	Code	Weight (kg)
Sucking	R13E-4530HA-6T2-5065	0313-4-1062	8.1
Blowing	R13E-4530HA-6T2-5065	On request	

General notes

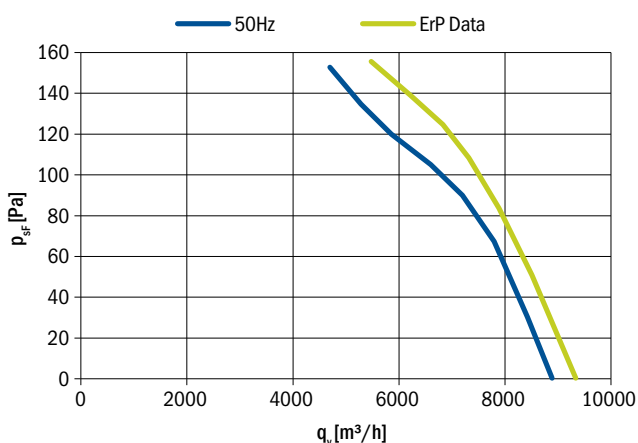
Connection diagrams:		
Sucking	0301-1-0033	See section
Blowing	0301-1-0033	Connection diagrams
Guard grills & wall-plates	See section Accessories	
Standards compliance	See introduction page	

R13_-5030H_-4M-7075**Diameter:****500 mm****Nominal data according to standard EN 60335:**

Phase	1~
Nominal voltage	230 V
Frequency	50 Hz
Rated power input	780 W
Rated current	3.50 A
Rated speed	1370 RPM
Min. ambient temperature	-30 °C
Max. ambient temperature	60 °C
Sound power level A weighted	76 dB (A)
Condensator	16 µF/450 V
Connection	terminal box
Insulation class	155
Protection class	IP54

ErP data according to EU regulation 327/2011:

Overall efficiency	29.4 %
Measurement category	A
Efficiency category	static
Efficiency grade N	36.4
Variable speed drive	N0
Power input	771 W
Air flow	6829 m³/h
Pressure drop	125 Pa
Speed	1336 RPM
Specific ratio	1.00

Aerodynamic characteristic

Fan characteristic measured in short bell mouth with guard grill.
ErP characteristic measured in full bell mouth without guard grill.

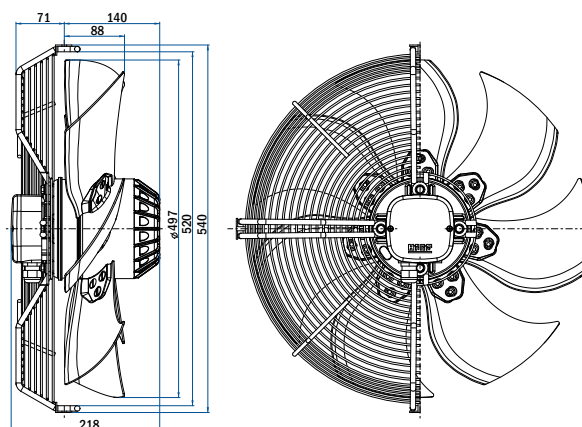
General notes

Connection diagrams:

Sucking	0301-1-0035	See section
Blowing	0301-1-0029	Connection diagrams
Guard grills & wall-plates	See section Accessories	
Standards compliance	See introduction page	

**Fan with guard grill**

Airflow Direction	Type	Code	Weight (kg)
Sucking	R13R-5030HA-4M-7075	0313-4-1081	13.1
Blowing	R13R-5030HP-4M-7075	On request	

**Fan with plate**

Airflow Direction	Type	Code	Weight (kg)
Sucking	R13P-5030HA-4M-7075	0313-4-1120	18.6
Blowing	R13P-5030HP-4M-7075	On request	

Fan without guard grill

Airflow Direction	Type	Code	Weight (kg)
Sucking	R13E-5030HA-4M-7075	0313-4-1121	10.7
Blowing	R13E-5030HP-4M-7075	On request	

Diameter:

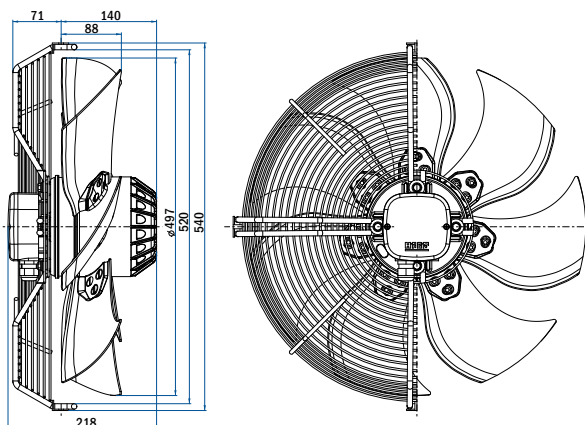
500 mm

R13_-5030H_-4T2-70101



Fan with guard grill

Airflow Direction	Type	Code	Weight (kg)
Sucking	R13R-5030HA-4T2-70101	0313-4-1038	12.5
Blowing	R13R-5030HP-4T2-70101	On request	



Fan with plate

Airflow Direction	Type	Code	Weight (kg)
Sucking	R13P-5030HA-4T2-70101	0313-4-1028	18.0
Blowing	R13P-5030HP-4T2-70101	On request	

Fan without guard grill

Airflow Direction	Type	Code	Weight (kg)
Sucking	R13E-5030HA-4T2-70101	0313-4-1068	10.1
Blowing	R13E-5030HP-4T2-70101	On request	

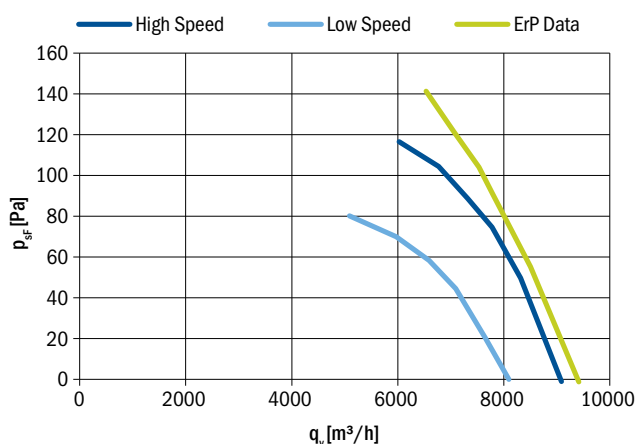
Nominal data according to standard EN 60335:

Phase	3~
Nominal voltage	400 V
Frequency	50 Hz
Speed	high/low
Rated power input	770/590 W
Rated current	1.6/0.96 A
Rated speed	1380/1165 RPM
Min. ambient temperature	-30 °C
Max. ambient temperature	55/65 °C
Sound power level A weighted	76/72 dB (A)
Connection	terminal box
Insulation class	155
Protection class	IP54

ErP data according to EU regulation 327/2011:

Overall efficiency	31.1 %
Measurement category	A
Efficiency category	static
Efficiency grade N	40.2
Variable speed drive	NO
Power input	745 W
Air flow	6519 m³/h
Pressure drop	141 Pa
Speed	1390 RPM
Specific ratio	1.00

Aerodynamic characteristic



Fan characteristic measured in full bell mouth with guard grill.

ErP characteristic measured in full bell mouth without guard grill.

General notes

Connection diagrams:

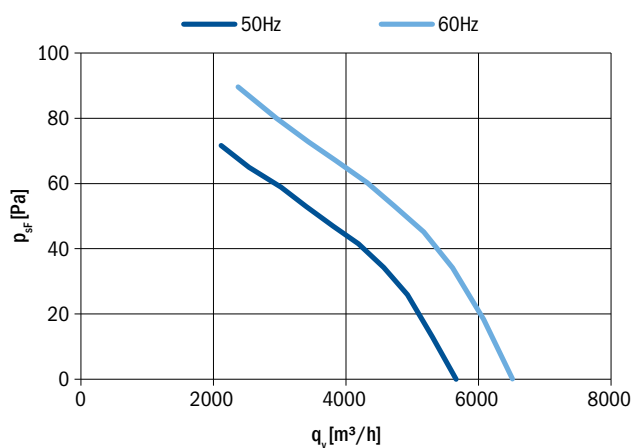
Sucking 0301-1-0033 See section
Blowing 0301-1-0033 Connection diagrams

Guard grills & wall-plates See section Accessories

Standards compliance See introduction page

R13_-5030H_-6M-5072**Diameter:****500 mm****Nominal data according to standard EN 60335:**

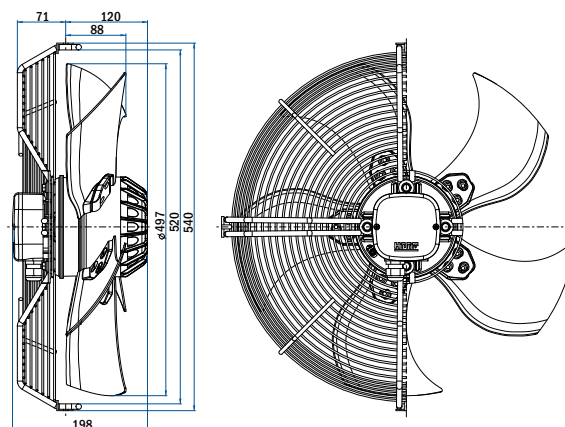
Phase	1~
Nominal voltage	230 V
Frequency	50/60 Hz
Rated power input	245/320 W
Rated current	1.10/1.35 A
Rated speed	900/1030 RPM
Min. ambient temperature	-30 °C
Max. ambient temperature	60 °C
Sound power level A weighted	72/76 dB (A)
Condensator	8 µF/450 V
Connection	terminal box
Insulation class	155
Protection class	IP54

Aerodynamic characteristic

Fan characteristic measured in full bell mouth with guard grill.

Fan with guard grill

Airflow Direction	Type	Code	Weight (kg)
Sucking	R13R-5030HA-6M-5072	0313-4-1083	10.3
Blowing	R13R-5030HP-6M-5072	On request	

**Fan with plate**

Airflow Direction	Type	Code	Weight (kg)
Sucking	R13P-5030HA-6M-5072	0313-4-1105	15.8
Blowing	R13P-5030HP-6M-5072	On request	

Fan without guard grill

Airflow Direction	Type	Code	Weight (kg)
Sucking	R13E-5030HA-6M-5072	0313-4-1104	7.9
Blowing	R13E-5030HP-6M-5072	On request	

General notes

Connection diagrams:

Sucking 0301-1-0044 See section
 Blowing 0301-1-0043 Connection diagrams

Guard grills & wall-plates See section Accessories

Standards compliance See introduction page

Diameter:

500 mm

R13_-5030H_-6M-5071

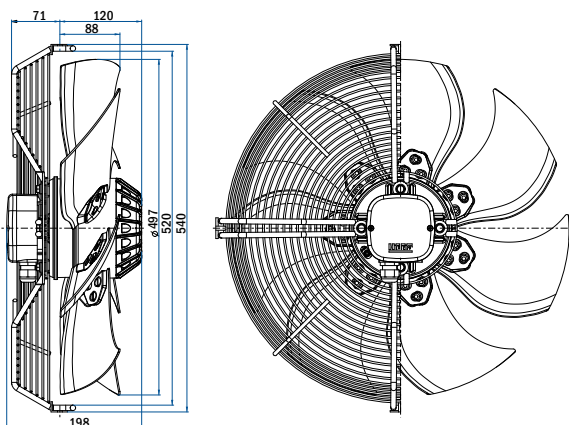


Nominal data according to standard EN 60335:

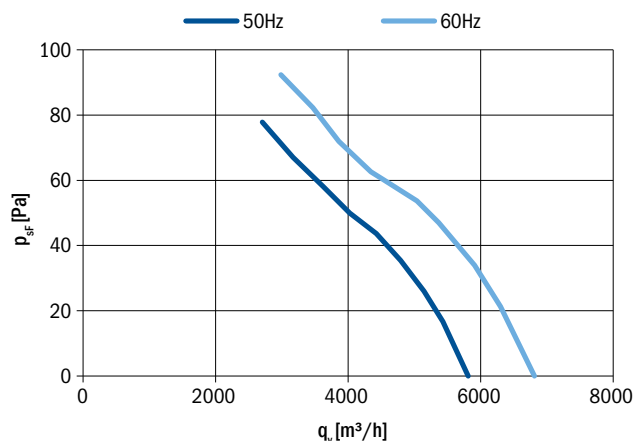
Phase	1~
Nominal voltage	230 V
Frequency	50/60 Hz
Rated power input	280/370 W
Rated current	1.20/1.50 A
Rated speed	890/1000 RPM
Min. ambient temperature	-30 °C
Max. ambient temperature	55 °C
Sound power level A weighted	75/78 dB (A)
Condensator	8 µF/450 V
Connection	terminal box
Insulation class	155
Protection class	IP54

Fan with guard grill

Airflow Direction	Type	Code	Weight (kg)
Sucking	R13R-5030HA-6M-5071	0313-4-1080	10.5
Blowing	R13R-5030HP-6M-5071	On request	



Aerodynamic characteristic



Fan characteristic measured in full bell mouth with guard grill.

Fan with plate

Airflow Direction	Type	Code	Weight (kg)
Sucking	R13P-5030HA-6M-5071	0309-4-1102	16.0
Blowing	R13P-5030HP-6M-5071	On request	

Fan without guard grill

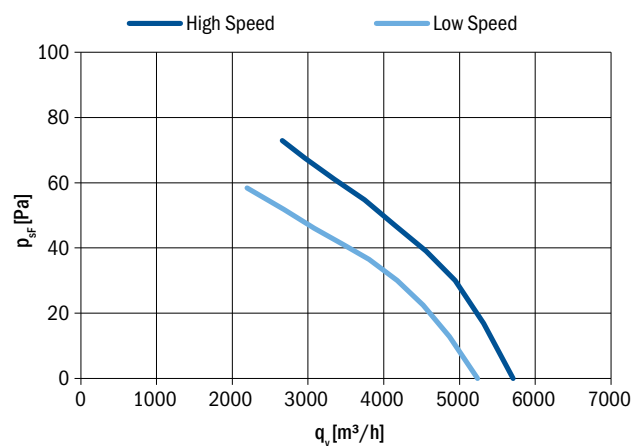
Airflow Direction	Type	Code	Weight (kg)
Sucking	R13E-5030HA-6M-5071	0313-4-1101	8.0
Blowing	R13E-5030HP-6M-5071	On request	

General notes

Connection diagrams:		
Sucking	0301-1-0044	See section
Blowing	0301-1-0043	Connection diagrams
Guard grills & wall-plates	See section Accessories	
Standards compliance	See introduction page	

R13_-5030H_-6T2-5068**Diameter:****500 mm****Nominal data according to standard EN 60335:**

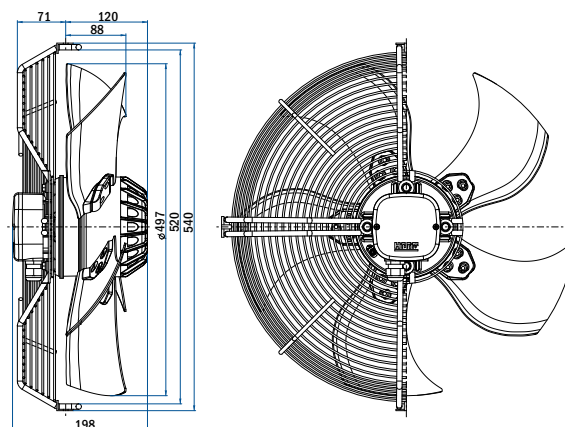
Phase	3~
Nominal voltage	400 V
Frequency	50 Hz
Speed	high/low
Rated power input	210/150 W
Rated current	0.60/0.27 A
Rated speed	960/880 RPM
Min. ambient temperature	-30 °C
Max. ambient temperature	60 °C
Sound power level A weighted	72/70 dB (A)
Connection	terminal box
Insulation class	155
Protection class	IP54

Aerodynamic characteristic

Fan characteristic measured in full bell mouth with guard grill.

Fan with guard grill

Airflow Direction	Type	Code	Weight (kg)
Sucking	R13R-5030HA-6T2-5068	0313-4-1089	10.3
Blowing	R13R-5030HP-6T2-5068	On request	

**Fan with plate**

Airflow Direction	Type	Code	Weight (kg)
Sucking	R13P-5030HA-6T2-5068	0313-4-1090	15.8
Blowing	R13P-5030HP-6T2-5068	On request	

Fan without guard grill

Airflow Direction	Type	Code	Weight (kg)
Sucking	R13E-5030HA-6T2-5068	0313-4-1088	7.9
Blowing	R13E-5030HP-6T2-5068	On request	

General notes

Connection diagrams:

Sucking 0301-1-0033 See section
 Blowing 0301-1-0033 Connection diagrams

Guard grills & wall-plates See section Accessories

Standards compliance See introduction page

Diameter:

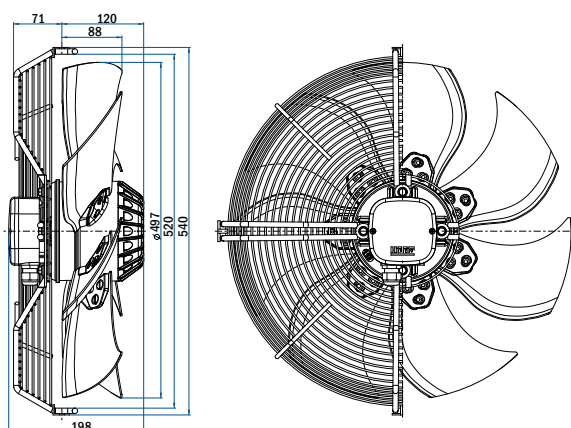
500 mm

R13_-5030H_-6T2-5065



Fan with guard grill

Airflow Direction	Type	Code	Weight (kg)
Sucking	R13R-5030HA-6T2-5065	0313-4-1086	10.5
Blowing	R13R-5030HP-6T2-5065	On request	



Fan with plate

Airflow Direction	Type	Code	Weight (kg)
Sucking	R13P-5030HA-6T2-5065	0313-4-1087	16.0
Blowing	R13P-5030HP-6T2-5065	On request	

Fan without guard grill

Airflow Direction	Type	Code	Weight (kg)
Sucking	R13E-5030HA-6T2-5065	0313-4-1063	8.0
Blowing	R13E-5030HP-6T2-5065	On request	

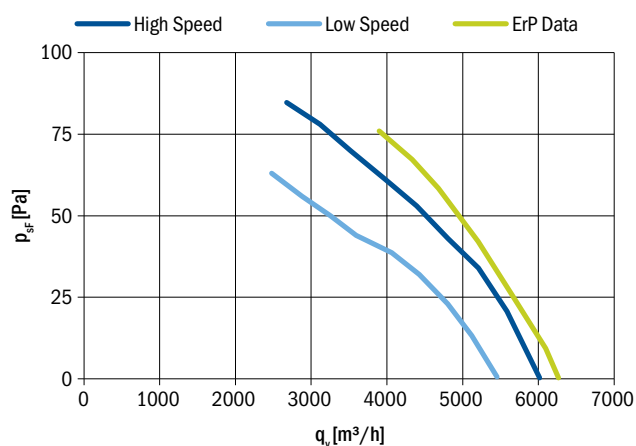
Nominal data according to standard EN 60335:

Phase	3~
Nominal voltage	400 V
Frequency	50 Hz
Speed	high/low
Rated power input	255/175 W
Rated current	0.67/0.31 A
Rated speed	960/870 RPM
Min. ambient temperature	-30 °C
Max. ambient temperature	65 °C
Sound power level A weighted	73/71 dB (A)
Connection	terminal box
Insulation class	155
Protection class	IP54

ErP data according to EU regulation 327/2011:

Overall efficiency	27.3 %
Measurement category	A
Efficiency category	static
Efficiency grade N	37.1
Variable speed drive	NO
Power input	285 W
Air flow	4335 m³/h
Pressure drop	67 Pa
Speed	939 RPM
Specific ratio	1.00

Aerodynamic characteristic



Fan characteristic measured in full bell mouth with guard grill.

ErP characteristic measured in full bell mouth without guard grill.

General notes

Connection diagrams:

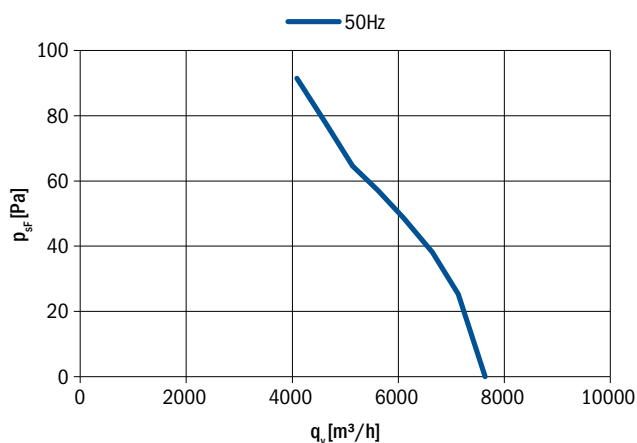
Sucking 0301-1-0033 See section
Blowing 0301-1-0033 Connection diagrams

Guard grills & wall-plates See section Accessories

Standards compliance See introduction page

R13_-5630H_-6M-7036**Diameter:****560 mm****Nominal data according to standard EN 60335:**

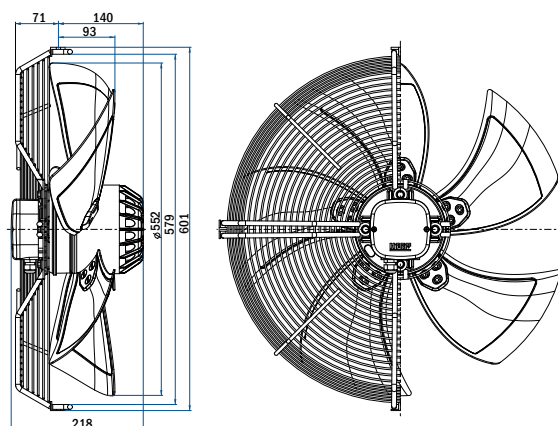
Phase	1~
Nominal voltage	230 V
Frequency	50 Hz
Rated power input	420 W
Rated current	1.90 A
Rated speed	865 RPM
Min. ambient temperature	-30 °C
Max. ambient temperature	55 °C
Sound power level A weighted	76 dB (A)
Condensator	12.5 µF/450 V
Connection	terminal box
Insulation class	155
Protection class	IP54

Aerodynamic characteristic

Fan characteristic measured in full bell mouth with guard grill.

Fan with guard grill

Airflow Direction	Type	Code	Weight (kg)
Sucking	R13R-5630HA-6M-7036	0313-4-1007	13.3
Blowing	R13R-5630HP-6M-7036	On request	

**Fan with plate**

Airflow Direction	Type	Code	Weight (kg)
Sucking	R13P-5630HA-6M-7036	0313-4-1031	21.0
Blowing	R13P-5630HP-6M-7036	On request	

Fan without guard grill

Airflow Direction	Type	Code	Weight (kg)
Sucking	R13E-5630HA-6M-7036	0313-4-1066	10.5
Blowing	R13E-5630HP-6M-7036	On request	

General notes

Connection diagrams:

Sucking 0301-1-0044 See section
 Blowing 0301-1-0043 Connection diagrams

Guard grills & wall-plates See section Accessories

Standards compliance See introduction page

Diameter:

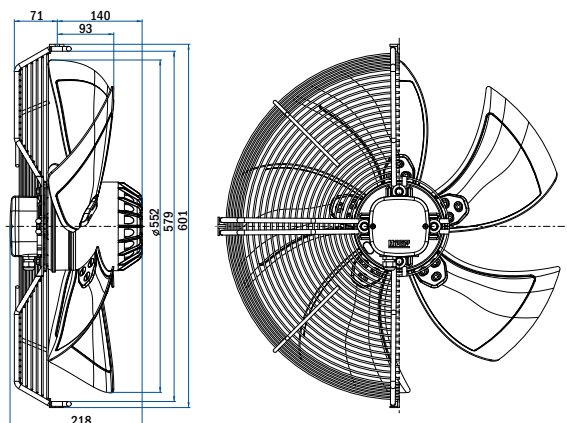
560 mm

R13_-5630H_-6T2-7008



Fan with guard grill

Airflow Direction	Type	Code	Weight (kg)
Sucking	R13R-5630HA-6T2-7008	0313-4-1011	13.3
Blowing	R13R-5630HP-6T2-7008	0313-4-1020	



Fan with plate

Airflow Direction	Type	Code	Weight (kg)
Sucking	R13P-5630HA-6T2-7008	0313-4-1015	21.0
Blowing	R13P-5630HP-6T2-7008	On request	

Fan without guard grill

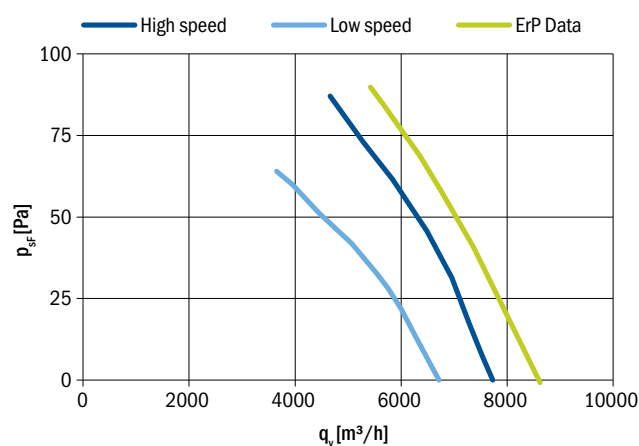
Airflow Direction	Type	Code	Weight (kg)
Sucking	R13E-5630HA-6T2-7008	0313-4-1045	10.5
Blowing	R13E-5630HP-6T2-7008	On request	

Nominal data according to standard EN 60335:	
Phase	3~
Nominal voltage	400 V
Frequency	50 Hz
Speed	high/low
Rated power input	380/250 W
Rated current	0.85/0.44 A
Rated speed	910/760 RPM
Min. ambient temperature	-30 °C
Max. ambient temperature	70 °C
Sound power level A weighted	76/71 dB (A)
Connection	terminal box
Insulation class	155
Protection class	IP54

ErP data according to EU regulation 327/2011:

Overall efficiency	31.4 %
Measurement category	A
Efficiency category	static
Efficiency grade N	40.2
Variable speed drive	NO
Power input	411 W
Air flow	5423 m³/h
Pressure drop	90 Pa
Speed	920 RPM
Specific ratio	1.00

Aerodynamic characteristic



Fan characteristic measured in full bell mouth with guard grill.

ErP characteristic measured in full bell mouth without guard grill.

General notes

Connection diagrams:

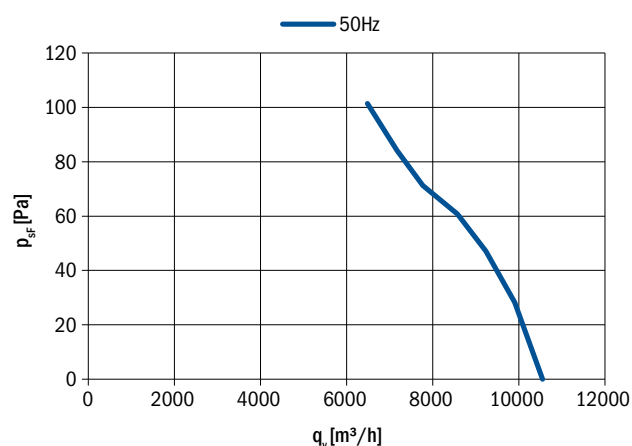
Sucking 0301-1-0033 See section
Blowing 0301-1-0033 Connection diagrams

Guard grills & wall-plates See section Accessories

Standards compliance See introduction page

R13_-6330H_-6M-X055**Diameter:****630 mm****Nominal data according to standard EN 60335:**

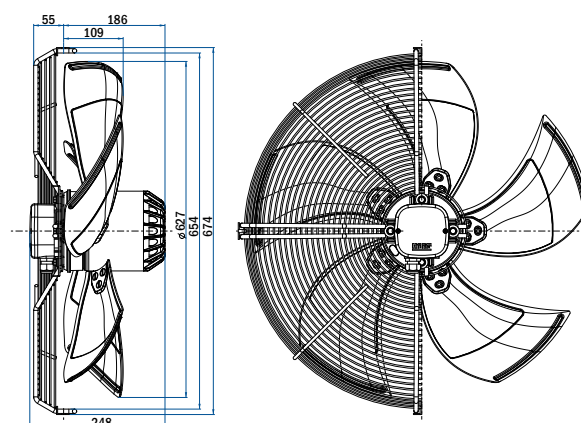
Phase	1~
Nominal voltage	230 V
Frequency	50 Hz
Rated power input	680 W
Rated current	3.10 A
Rated speed	890 RPM
Min. ambient temperature	-30 °C
Max. ambient temperature	50 °C
Sound power level A weighted	77 dB (A)
Condensator	18 µF/450 V
Connection	terminal box
Insulation class	155
Protection class	IP54

Aerodynamic characteristic

Fan characteristic measured in full bell mouth with guard grill.

Fan with guard grill

Airflow Direction	Type	Code	Weight (kg)
Sucking	R13R-6330HA-6M-X055	0313-4-1005	17.0
Blowing	R13R-6330HP-6M-X055	On request	

**Fan with plate**

Airflow Direction	Type	Code	Weight (kg)
Sucking	R13P-6330HA-6M-X055	0313-4-1060	24.7
Blowing	R13P-6330HP-6M-X055	On request	

Fan without guard grill

Airflow Direction	Type	Code	Weight (kg)
Sucking	R13E-6330HA-6M-X055	0313-4-1061	14.2
Blowing	R13E-6330HP-6M-X055	On request	

General notes

Connection diagrams:

Sucking 0301-1-0035 See section
 Blowing 0301-1-0029 Connection diagrams

Guard grills & wall-plates See section Accessories

Standards compliance See introduction page

Diameter:

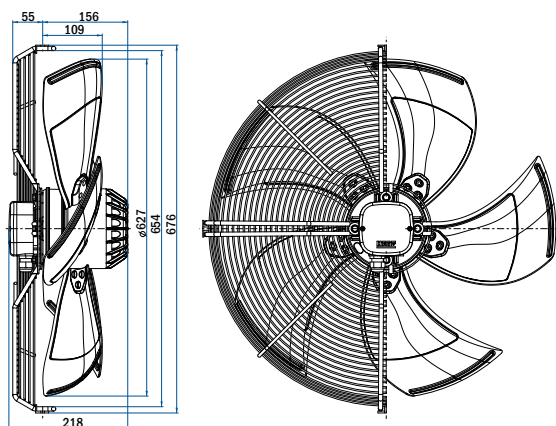
630 mm

R13_-6330H_-6T2-7042



Fan with guard grill

Airflow Direction	Type	Code	Weight (kg)
Sucking	R13R-6330HA-6T2-7042	0313-4-1000	14.5
Blowing	R13R-6330HP-6T2-7042	0313-4-1017	



Fan with plate

Airflow Direction	Type	Code	Weight (kg)
Sucking	R13P-6330HA-6T2-7042	0313-4-1013	23.3
Blowing	R13P-6330HP-6T2-7042	0313-4-1019	

Fan without guard grill

Airflow Direction	Type	Code	Weight (kg)
Sucking	R13E-6330HA-6T2-7042	0313-4-1042	10.8
Blowing	R13E-6330HP-6T2-7042	0313-4-1050	

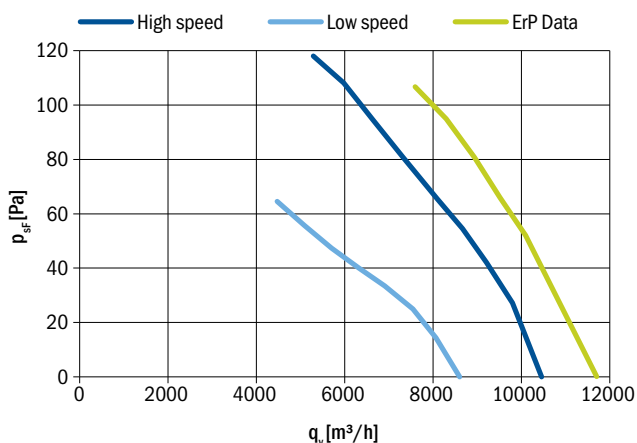
Nominal data according to standard EN 60335:

Phase	3~
Nominal voltage	400 V
Frequency	50 Hz
Speed	high/low
Rated power input	600/380 W
Rated current	1.25/0.65 A
Rated speed	870/640 RPM
Min. ambient temperature	-30 °C
Max. ambient temperature	40 °C
Sound power level A weighted	77/73 dB (A)
Connection	terminal box
Insulation class	155
Protection class	IP54

ErP data according to EU regulation 327/2011:

Overall efficiency	32.7 %
Measurement category	A
Efficiency category	static
Efficiency grade N	40.1
Variable speed drive	NO
Power input	680 W
Air flow	7593 m³/h
Pressure drop	107 Pa
Speed	877 RPM
Specific ratio	1.00

Aerodynamic characteristic



Fan characteristic measured in full bell mouth with guard grill.

ErP characteristic measured in full bell mouth without guard grill.

General notes

Connection diagrams:

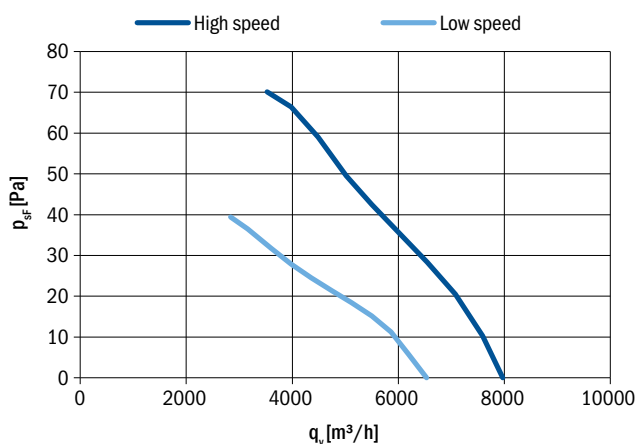
Sucking 0301-1-0033 See section
Blowing 0301-1-0033 Connection diagrams

Guard grills & wall-plates See section Accessories

Standards compliance See introduction page

R13_-6330H_-8T2-7038**Diameter:****630 mm****Nominal data according to standard EN 60335:**

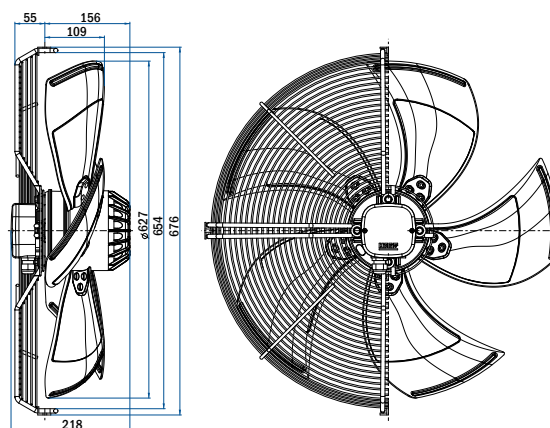
Phase	3~
Nominal voltage	400 V
Frequency	50 Hz
Speed	high/low
Rated power input	280/175 W
Rated current	0.68/0.30 A
Rated speed	650/510 RPM
Min. ambient temperature	-30 °C
Max. ambient temperature	70 °C
Sound power level A weighted	71/66 dB (A)
Connection	terminal box
Insulation class	155
Protection class	IP54

Aerodynamic characteristic

Fan characteristic measured in full bell mouth with guard grill.

Fan with guard grill

Airflow Direction	Type	Code	Weight (kg)
Sucking	R13R-6330HA-8T2-7038	0313-4-1023	14.5
Blowing	R13R-6330HP-8T2-7038	On request	

**Fan with plate**

Airflow Direction	Type	Code	Weight (kg)
Sucking	R13P-6330HA-8T2-7038	0313-4-1030	23.3
Blowing	R13P-6330HP-8T2-7038	On request	

Fan without guard grill

Airflow Direction	Type	Code	Weight (kg)
Sucking	R13E-6330HA-8T2-7038	0313-4-1043	10.8
Blowing	R13E-6330HP-8T2-7038	On request	

General notes

Connection diagrams:

Sucking 0301-1-0033 See section
 Blowing 0301-1-0033 Connection diagrams

Guard grills & wall-plates See section Accessories

Standards compliance See introduction page

Diameter:

630 mm

R18_-6330H_-4T2-X003

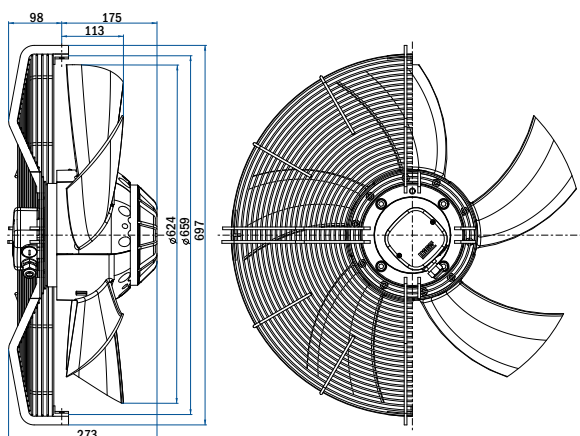


Nominal data according to standard EN 60335:

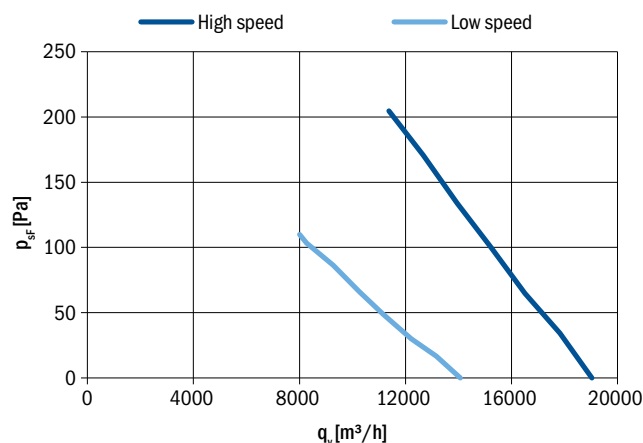
Phase	3~
Nominal voltage	400 V
Frequency	50 Hz
Speed	high/low
Rated power input	2350/1360 W
Rated current	4.65/2.75 A
Rated speed	1360/1000 RPM
Min. ambient temperature	-30 °C
Max. ambient temperature	50 °C
Sound power level A weighted	89/83 dB (A)
Connection	terminal box
Insulation class	155
Protection class	IP54

Fan with guard grill

Airflow Direction	Type	Code	Weight (kg)
Sucking	R18R-6330HA-4T2-X003	0318-4-0014	30.5



Aerodynamic characteristic



Fan characteristic measured in full bell mouth with guard grill.

Fan with plate

Airflow Direction	Type	Code	Weight (kg)
Sucking	R18P-6330HA-4T2-X003	0318-4-0020	39.0

Fan without guard grill

Airflow Direction	Type	Code	Weight (kg)
Sucking	R18E-6330HA-4T2-X003	0318-4-0010	26.0

General notes

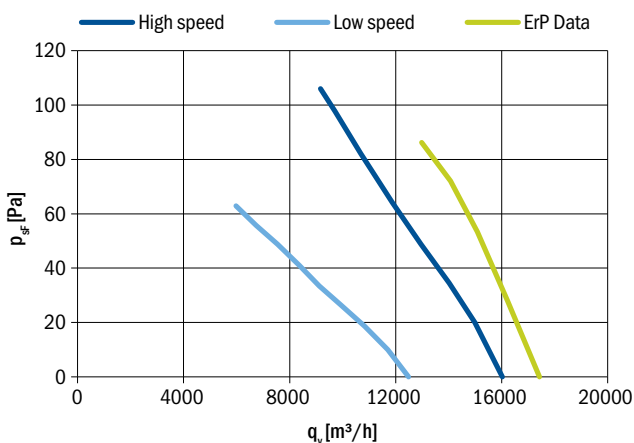
Connection diagrams:	0301-1-0031	See section Connection diagrams
Guard grills & wall-plates		See section Accessories
Standards compliance		See introduction page

R18_-7130H_-6T2-7502**Diameter:****710 mm****Nominal data according to standard EN 60335:**

Phase	3~
Nominal voltage	400 V
Frequency	50 Hz
Speed	high/low
Rated power input	990/650 W
Rated current	1.90/1.20 A
Rated speed	870/620 RPM
Min. ambient temperature	-30 °C
Max. ambient temperature	70 °C
Sound power level A weighted	78/74 dB (A)
Connection	terminal box
Insulation class	155
Protection class	IP54

ErP data according to EU regulation 327/2011:

Overall efficiency	29.8 %
Measurement category	A
Efficiency category	static
Efficiency grade N	36.1
Variable speed drive	NO
Power input	998 W
Air flow	12977 m³/h
Pressure drop	86 Pa
Speed	888 RPM
Specific ratio	1.00

Aerodynamic characteristic

Fan characteristic measured in full bell mouth with guard grill.

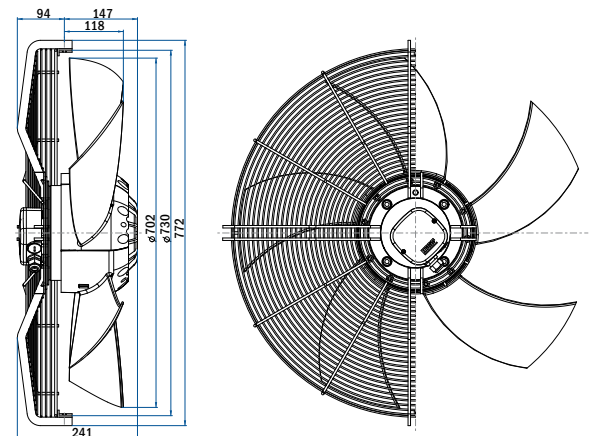
ErP characteristic measured in full bell mouth without guard grill.

General notes

Connection diagrams:	0301-1-0031	See section Connection diagrams
Guard grills & wall-plates		See section Accessories
Standards compliance		See introduction page

**Fan with guard grill**

Airflow Direction	Type	Code	Weight (kg)
Sucking	R18R-7130HA-6T2-7502	0318-4-0007	27.2

**Fan with plate**

Airflow Direction	Type	Code	Weight (kg)
Sucking	R18P-7130HA-6T2-7502	0318-4-0003	34.9

Fan without guard grill

Airflow Direction	Type	Code	Weight (kg)
Sucking	R18E-7130HA-6T2-7502	0318-4-0016	22.0

Diameter:

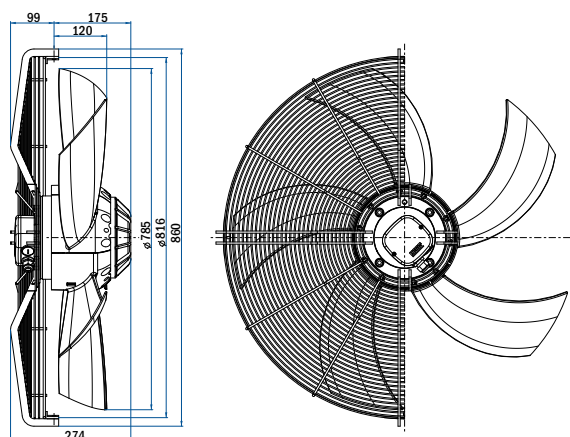
800 mm

R18_-8030H_-6T2-X004



Fan with guard grill

Airflow Direction	Type	Code	Weight (kg)
Sucking	R18R-8030HA-6T2-X004	0318-4-0026	32.8



Fan with plate

Airflow Direction	Type	Code	Weight (kg)
Sucking	R18P-8030HA-6T2-X004	0318-4-0028	45.7

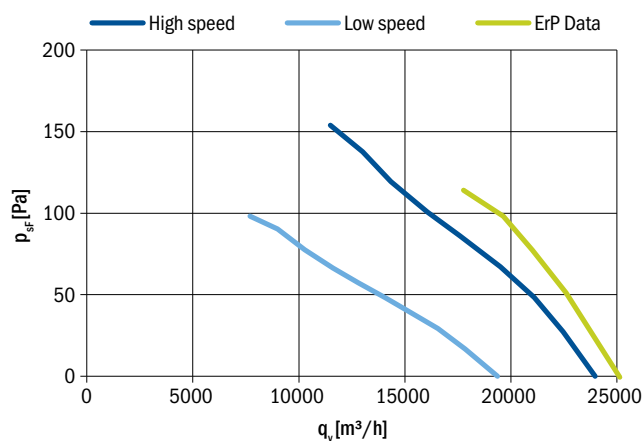
Fan without guard grill

Airflow Direction	Type	Code	Weight (kg)
Sucking	R18E-8030HA-6T2-X004	0318-4-0029	27.0

Nominal data according to standard EN 60335:	
Phase	3~
Nominal voltage	400 V
Frequency	50 Hz
Speed	high/low
Rated power input	1560/1050 W
Rated current	3.50/2.00 A
Rated speed	900/700 RPM
Min. ambient temperature	-30 °C
Max. ambient temperature	60 °C
Sound power level A weighted	82/77 dB (A)
Connection	terminal box
Insulation class	155
Protection class	IP54

ErP data according to EU regulation 327/2011:	
Overall efficiency	31.6 %
Measurement category	A
Efficiency category	static
Efficiency grade N	36.5
Variable speed drive	NO
Power input	1716 W
Air flow	17772 m³/h
Pressure drop	114 Pa
Speed	912 RPM
Specific ratio	1.00

Aerodynamic characteristic



Fan characteristic measured in full bell mouth with guard grill.

ErP characteristic measured in full bell mouth without guard grill.

General notes

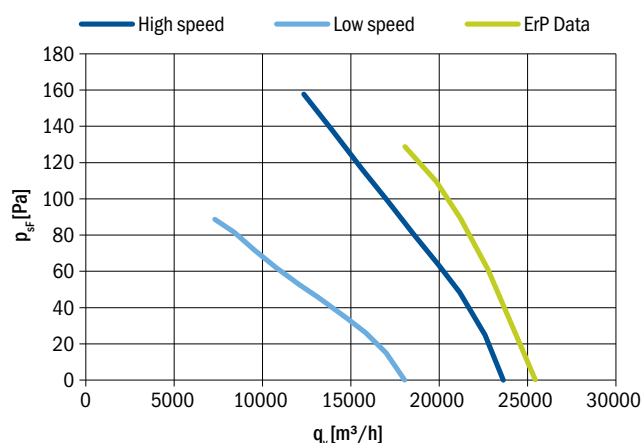
Connection	0301-1-0031	See section diagrams:
Guard grills & wall-plates		See section Accessories
Standards compliance		See introduction page

R18_-8030H_-6T2-X001**Diameter:****800 mm****Nominal data according to standard EN 60335:**

Phase	3~
Nominal voltage	400 V
Frequency	50 Hz
Speed	high/low
Rated power input	2000/1050 W
Rated current	4.0/2.3 A
Rated speed	890/630 RPM
Min. ambient temperature	-30 °C
Max. ambient temperature	50 °C
Sound power level A weighted	81/75 dB (A)
Connection	terminal box
Insulation class	155
Protection class	IP54

ErP data according to EU regulation 327/2011:

Overall efficiency	31.7 %
Measurement category	A
Efficiency category	static
Efficiency grade N	36.1
Variable speed drive	NO
Power input	2032 W
Air flow	18059 m³/h
Pressure drop	129 Pa
Speed	890 RPM
Specific ratio	1.00

Aerodynamic characteristic

Fan characteristic measured in full bell mouth with guard grill.

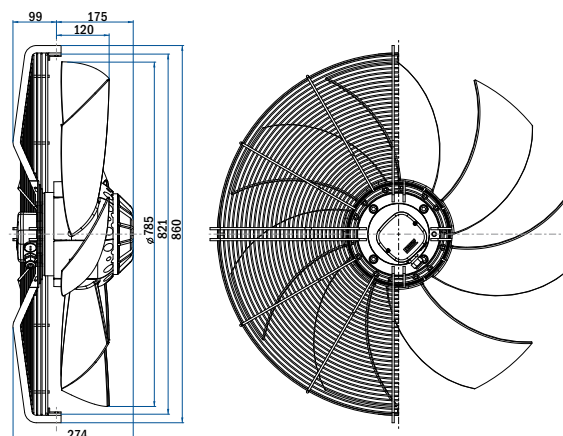
ErP characteristic measured in full bell mouth without guard grill.

General notes

Connection diagrams:	0301-1-0031	See section Connection diagrams
Guard grills & wall-plates		See section Accessories
Standards compliance		See introduction page

**Fan with guard grill**

Airflow Direction	Type	Code	Weight (kg)
Sucking	R18R-8030HA-6T2-X001	0318-4-0005	34.8

**Fan with plate**

Airflow Direction	Type	Code	Weight (kg)
Sucking	R18P-8030HA-6T2-X001	0318-4-0001	47.7

Fan without guard grill

Airflow Direction	Type	Code	Weight (kg)
Sucking	R18E-8030HA-6T2-X001	0318-4-0009	29.0

Diameter:

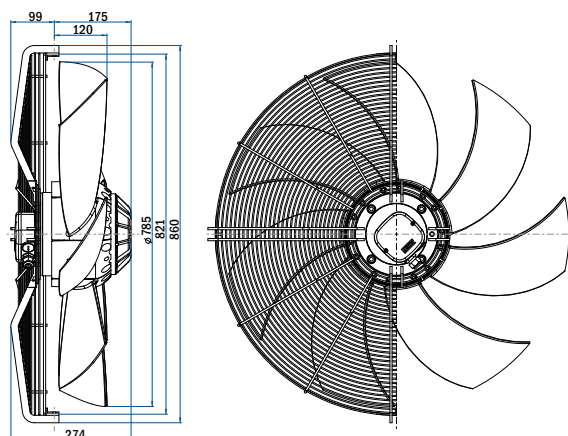
800 mm

R18_-8030H_-8T2-X000



Fan with guard grill

Airflow Direction	Type	Code	Weight (kg)
Sucking	R18R-8030HA-8T2-X000	0318-4-0004	34.8



Fan with plate

Airflow Direction	Type	Code	Weight (kg)
Sucking	R18P-8030HA-8T2-X000	0318-4-0000	47.7

Fan without guard grill

Airflow Direction	Type	Code	Weight (kg)
Sucking	R18E-8030HA-8T2-X000	0318-4-0008	29.0

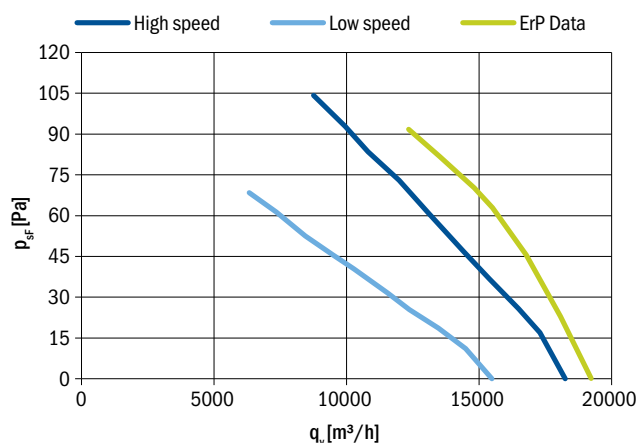
Nominal data according to standard EN 60335:

Phase	3~
Nominal voltage	400 V
Frequency	50 Hz
Speed	high/low
Rated power input	920/600 W
Rated current	2.3/1.15 A
Rated speed	680/560 RPM
Min. ambient temperature	-30 °C
Max. ambient temperature	60 °C
Sound power level A weighted	77/69.5 dB (A)
Connection	terminal box
Insulation class	155
Protection class	IP54

ErP data according to EU regulation 327/2011:

Overall efficiency	30.8 %
Measurement category	A
Efficiency category	static
Efficiency grade N	37.2
Variable speed drive	NO
Power input	984 W
Air flow	12343 m³/h
Pressure drop	92 Pa
Speed	687 RPM
Specific ratio	1.00

Aerodynamic characteristic



Fan characteristic measured in full bell mouth with guard grill.


ErP characteristic measured in full bell mouth without guard grill.

General notes

Connection	0301-1-0031	See section diagrams:
Guard grills & wall-plates		See section Accessories
Standards compliance		See introduction page

AC AXIAL FANS - SICKLED BLADES
AC AXIAL FANS - BLADES WITH COMPOSITE MATERIAL (PP/AP)
AC AXIAL FANS - PADDLE BLADES
UL LISTED AXIAL FANS
ACCESSORIES
CONNECTION DIAGRAMS
APPENDIX

02





AC Axial fans – Blades with composite material (PP/AP)

AC AXIAL FANS –
SICKLED BLADESAC AXIAL FANS –
BLADES WITH COMPOSITE
MATERIAL (PP/AP)AC AXIAL FANS –
PADDLE BLADES

UL LISTED AXIAL FANS

ACCESSORIES

CONNECTION DIAGRAMS

APPENDIX

AC Axial fans

Blades with composite material (PP/AP)





Plastic blades (type SP, KP, LP)
Diameter: 300–360 mm

40–42



Plastic blades (type AP)
Diameters: 420 mm

46



Plastic blades (type SP, LP)
Diameters: 400–450 mm

43–45
47–49

Example of type key:

R11R-45SPS-4T2-5745

- R11** External rotor motor type (R09, R11)
- R** Accessory type (E – without guard grill, R – with guard grill, P – with guard grill and wall plate)
- 45** Fan diameter x 10 (exact diameters are stated in drawings)
- SP** Type of blades (AP, KP, LP, SP)
- S** Airflow direction (S – sucking, B – blowing)
- 4** Number of motor poles
- T** Number of phases (M – single phase, T – three phase)
- 2** Number of motor speed
- 57** Motor stack height
- 45** Version of electrical construction

Diameter:

300 mm

R09_-30SP_-4M-2543

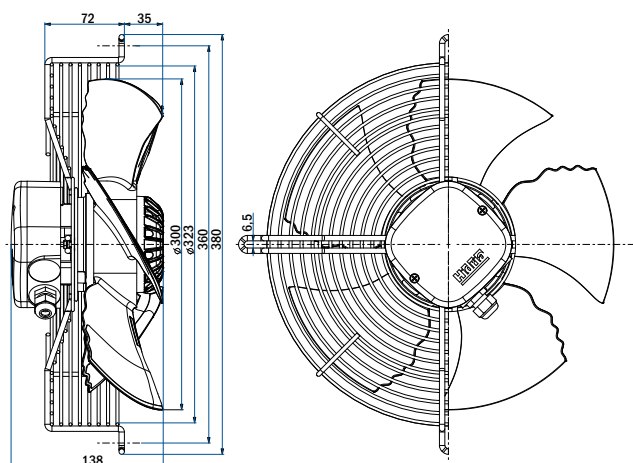


Nominal data according to standard EN 60335:

Phase	1~
Nominal voltage	230 V
Frequency	50/60 Hz
Rated power input	65/90 W
Rated current	0.30/0.40 A
Rated speed	1400/1500 RPM
Min. ambient temperature	-30 °C
Max. ambient temperature	70 °C
Sound power level A weighted	65/70 dB (A)
Condensator	2 µF/450 V
Connection	terminal box
Insulation class	155
Protection class	IP54

Fan with guard grill

Airflow Direction	Type	Code	Weight (kg)
Sucking	R09R-30SPS-4M-2543	0309-4-1091	3.0
Blowing	R09R-30SPB-4M-2543	0309-4-1092	

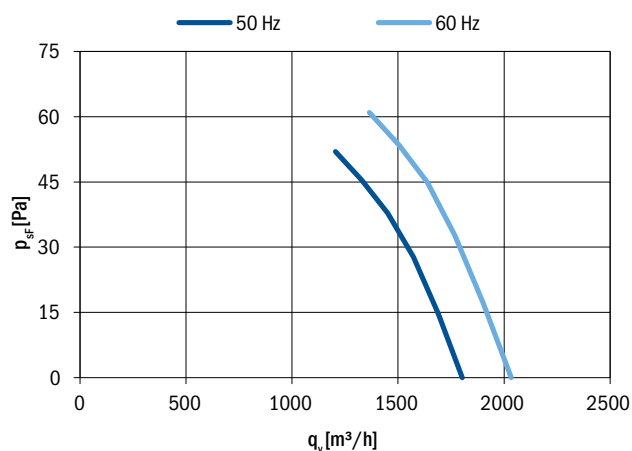


ErP data according to EU regulation 327/2011:

Is not subject to the EU regulation 327/2011.

Power input lower than 125 W.

Aerodynamic characteristic



Fan characteristic measured in full bell mouth with guard grill.

Fan with plate

Airflow Direction	Type	Code	Weight (kg)
Sucking	R09P-30SPS-4M-2543	On request	
Blowing	R09P-30SPB-4M-2543	On request	

Fan without guard grill

Airflow Direction	Type	Code	Weight (kg)
Sucking	R09E-30SPS-4M-2543	On request	
Blowing	R09E-30SPB-4M-2543	On request	

General notes

Connection diagrams:

Sucking 0301-1-0043 See section
Blowing 0301-1-0044 Connection diagrams

Guard grills & wall-plates See section Accessories

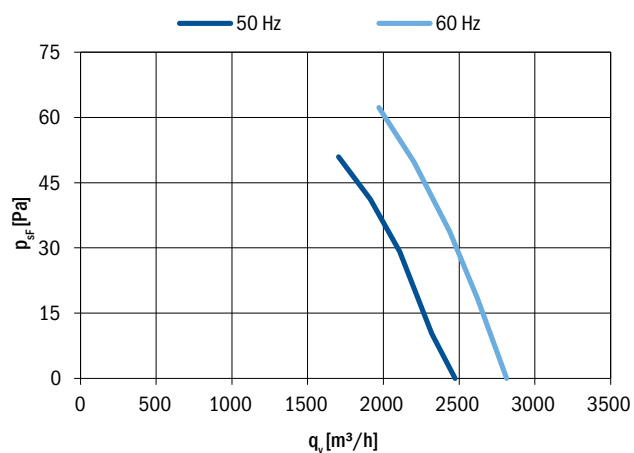
Standards compliance See introduction page

R11_-35KP_-4M-3808**Diameter:****350 mm****Nominal data according to standard EN 60335:**

Phase	1~
Nominal voltage	230 V
Frequency	50/60 Hz
Rated power input	110/145 W
Rated current	0.45/0.65 A
Rated speed	1360/1490 RPM
Min. ambient temperature	-30 °C
Max. ambient temperature	55 °C
Sound power level A weighted	65/69 dB (A)
Condensator	4 µF/450 V
Connection	terminal box
Insulation class	155
Protection class	IP54

ErP data according to EU regulation 327/2011:**Is not subject to the EU regulation 327/2011.**

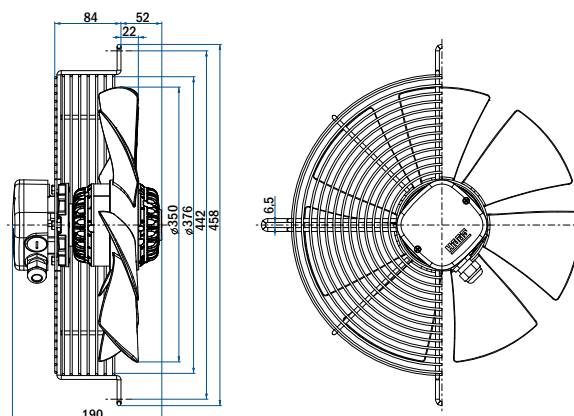
Power input lower than 125 W.

Aerodynamic characteristic

Fan characteristic measured in full bell mouth with guard grill.

**Fan with guard grill**

Airflow Direction	Type	Code	Weight (kg)
Sucking	R11R-35KPA-4M-3808	0311-4-0243	5.5
Blowing	R11R-35KPP-4M-3808	On request	

**Fan with plate**

Airflow Direction	Type	Code	Weight (kg)
Sucking	R11P-35KPA-4M-3808	On request	
Blowing	R11P-35KPP-4M-3808	On request	

Fan without guard grill

Airflow Direction	Type	Code	Weight (kg)
Sucking	R11E-35KPA-4M-3808	On request	
Blowing	R11E-35KPP-4M-3808	On request	

General notes

Connection diagrams:

Sucking 0301-1-0043 See section
 Blowing 0301-1-0044 Connection diagrams

Guard grills & wall-plates See section Accessories

Standards compliance See introduction page

Diameter:

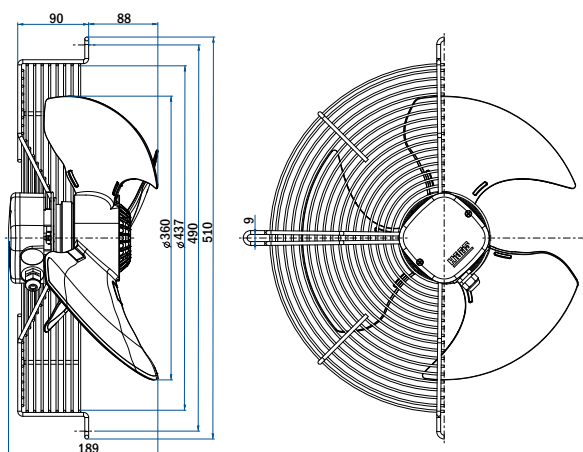
360 mm

R09_-36LP_-6M-4249



Fan with guard grill

Airflow Direction	Type	Code	Weight (kg)
Sucking	R09R-36LPS-6M-4249	0309-4-0436	3.8



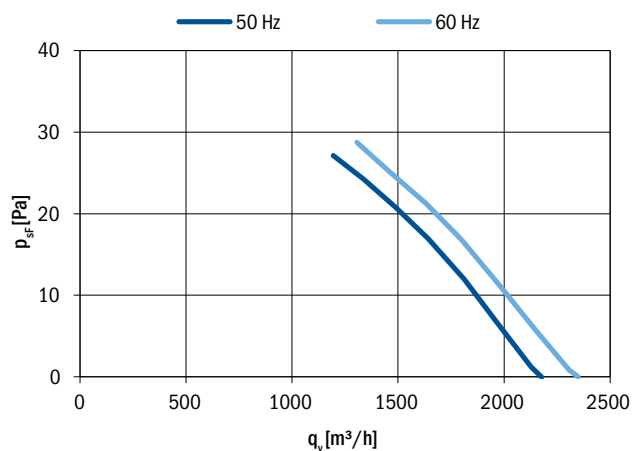
Nominal data according to standard EN 60335:	
Phase	1~
Nominal voltage	230 V
Frequency	50/60 Hz
Rated power input	65/70 W
Rated current	0.30/0.32 A
Rated speed	830/900 RPM
Min. ambient temperature	-30 °C
Max. ambient temperature	60 °C
Sound power level A weighted	52 / 55 dB (A)
Condensator	1.5 µF/450 V
Connection	terminal box
Insulation class	155
Protection class	IP54

ErP data according to EU regulation 327/2011:

Is not subject to the EU regulation 327/2011.

Power input lower than 125 W.

Aerodynamic characteristic



Fan characteristic measured in full bell mouth with guard grill.

Fan with plate

Airflow Direction	Type	Code	Weight (kg)
Sucking	R09P-36LPS-6M-4249	On request	

Fan without guard grill

Airflow Direction	Type	Code	Weight (kg)
Sucking	R09E-36LPS-6M-4249	On request	

General notes

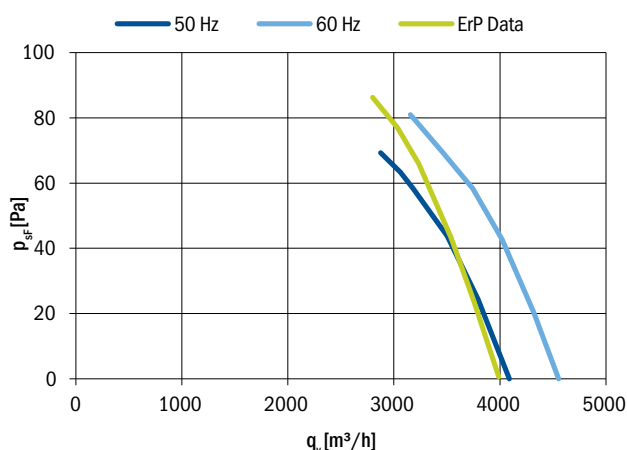
Connection diagrams:	0301-1-0044	See section Connection diagrams
Guard grills & wall-plates		See section Accessories
Standards compliance		See introduction page

R11_-40LP_-4M-5150**Diameter:****400 mm****Nominal data according to standard EN 60335:**

Phase	1~
Nominal voltage	230 V
Frequency	50/60 Hz
Rated power input	190/260 W
Rated current	0.85/1.10 A
Rated speed	1310/1450 RPM
Min. ambient temperature	-30 °C
Max. ambient temperature	60 °C
Sound power level A weighted	73/76 dB (A)
Condensator	6.3 µF/450 V
Connection	terminal box
Insulation class	155
Protection class	IP54

ErP data according to EU regulation 327/2011:

Overall efficiency	30.9 %
Measurement category	A
Efficiency category	static
Efficiency grade N	41.5
Variable speed drive	NO
Power input	208 W
Air flow	2800 m³/h
Pressure drop	86 Pa
Speed	1314 RPM
Specific ratio	1.00

Aerodynamic characteristic

Fan characteristic measured in short bell mouth with guard grill.
ErP characteristic measured in full bell mouth without guard grill.

General notes

Connection diagrams:

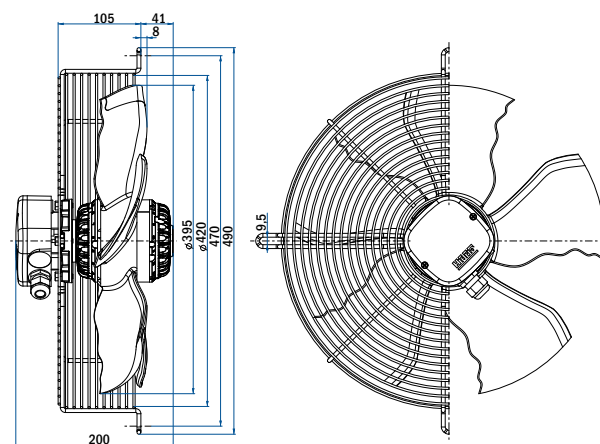
Sucking 0301-1-0044 See section
Blowing 0301-1-0043 Connection diagrams

Guard grills & wall-plates See section Accessories

Standards compliance See introduction page

**Fan with guard grill**

Airflow Direction	Type	Code	Weight (kg)
Sucking	R11R-40LPS-4M-5150	0311-4-0313	6.0
Blowing	R11R-40LPB-4M-5150	0311-4-0342	

**Fan with plate**

Airflow Direction	Type	Code	Weight (kg)
Sucking	R11P-40LPS-4M-5150	On request	
Blowing	R11P-40LPB-4M-5150	On request	

Fan without guard grill

Airflow Direction	Type	Code	Weight (kg)
Sucking	R11E-40LPS-4M-5150	On request	
Blowing	R11E-40LPB-4M-5150	On request	

Diameter:

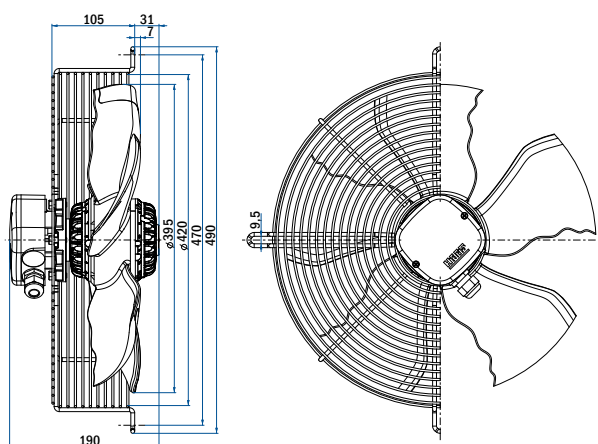
400 mm

R11_-40LP_-6M-3806



Fan with guard grill

Airflow Direction	Type	Code	Weight (kg)
Sucking	R11R-40LPS-6M-3806	0311-4-0490	
Blowing	R11R-40LPB-6M-3806	On request	



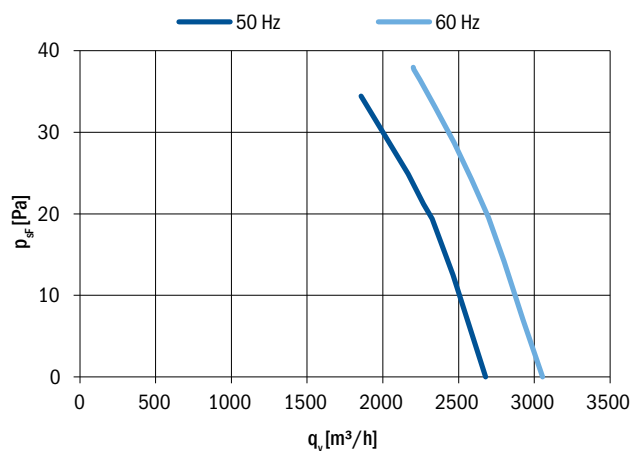
Nominal data according to standard EN 60335:	
Phase	1~
Nominal voltage	230 V
Frequency	50/60 Hz
Rated power input	85/110 W
Rated current	0.38/0.48 A
Rated speed	870/980 RPM
Min. ambient temperature	-30 °C
Max. ambient temperature	60 °C
Sound power level A weighted	
Condensator	3.15 µF/450 V
Connection	terminal box
Insulation class	155
Protection class	IP54

ErP data according to EU regulation 327/2011:

Is not subject to the EU regulation 327/2011.

Power input lower than 125 W.

Aerodynamic characteristic



Fan characteristic measured in short bell mouth with guard grill.

Fan with plate

Airflow Direction	Type	Code	Weight (kg)
Sucking	R11P-40LPS-6M-3806	On request	
Blowing	R11P-40LPB-6M-3806	On request	

Fan without guard grill

Airflow Direction	Type	Code	Weight (kg)
Sucking	R11P-40LPS-6M-3806	On request	
Blowing	R09E-30SPB-4M-2543	On request	

General notes

Connection diagrams:

Sucking 0301-1-0043 See section
Blowing 0301-1-0044 Connection diagrams

Guard grills & wall-plates See section Accessories

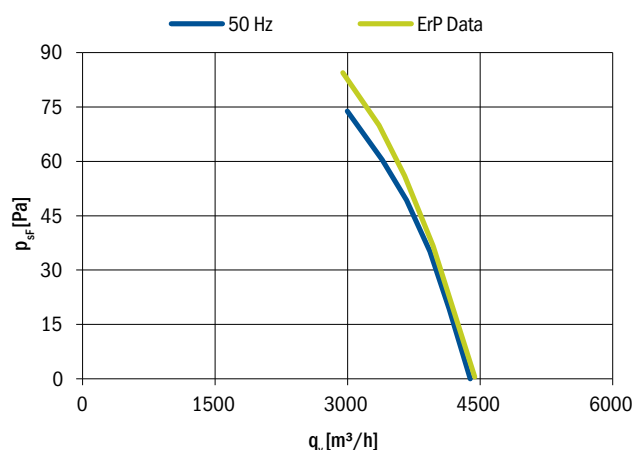
Standards compliance See introduction page

R11_-42LP_-4M-5150**Diameter:****420 mm****Nominal data according to standard EN 60335:**

Phase	1~
Nominal voltage	230 V
Frequency	50 Hz
Rated power input	220 W
Rated current	1.00 A
Rated speed	1280 RPM
Min. ambient temperature	-30 °C
Max. ambient temperature	60 °C
Sound power level A weighted	76 dB (A)
Condensator	6.3 µF/450 V
Connection	terminal box
Insulation class	155
Protection class	IP54

ErP data according to EU regulation 327/2011:

Overall efficiency	28.9 %
Measurement category	A
Efficiency category	static
Efficiency grade N	39.2
Variable speed drive	NO
Power input	231 W
Air flow	2948 m³/h
Pressure drop	84 Pa
Speed	1259 RPM
Specific ratio	1.00

Aerodynamic characteristic

Fan characteristic measured in short bell mouth with guard grill.
ErP characteristic measured in full bell mouth without guard grill.

General notes

Connection diagrams:

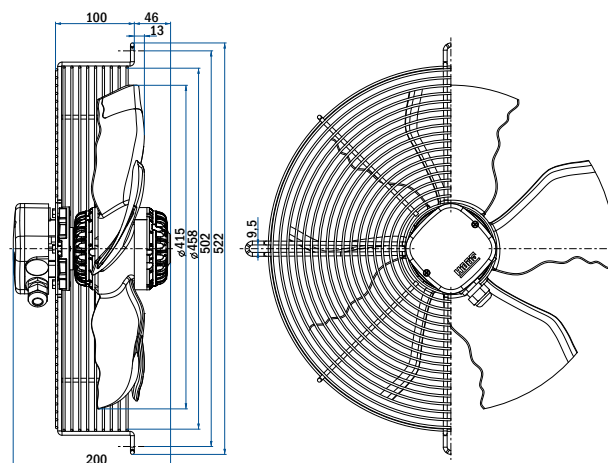
Sucking 0301-1-0044 See section
Blowing 0301-1-0043 Connection diagrams

Guard grills & wall-plates See section Accessories

Standards compliance See introduction page

**Fan with guard grill**

Airflow Direction	Type	Code	Weight (kg)
Sucking	R11R-42LPS-4M-5150	0311-4-0312	6.1
Blowing	R11R-42LPB-4M-5150	0311-4-0310	

**Fan with plate**

Airflow Direction	Type	Code	Weight (kg)
Sucking	R11P-42LPS-4M-5150	On request	
Blowing	R11P-42LPB-4M-5150	On request	

Fan without guard grill

Airflow Direction	Type	Code	Weight (kg)
Sucking	R11E-42LPS-4M-5150	On request	
Blowing	R11E-42LPB-4M-5150	On request	

Diameter:

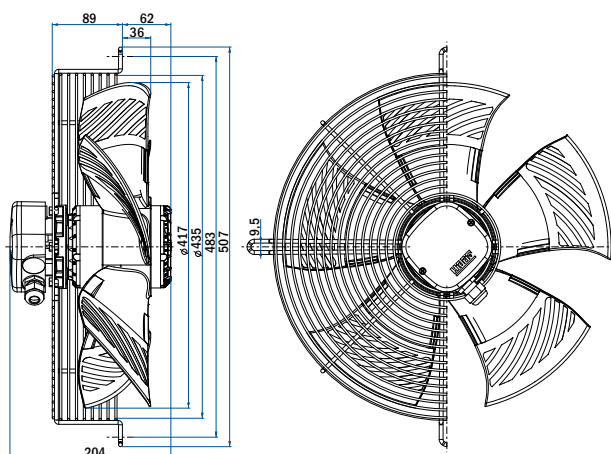
420 mm

R11_-42AP_-6M-5758



Fan with guard grill

Airflow Direction	Type	Code	Weight (kg)
Sucking	R11R-42APS-6M-5758	0311-4-0462	6.8
Blowing	R11R-42APB-6M-5758	On request	



Fan with plate

Airflow Direction	Type	Code	Weight (kg)
Sucking	R11P-42APS-6M-5758	On request	
Blowing	R11P-42APB-6M-5758	On request	

Fan without guard grill

Airflow Direction	Type	Code	Weight (kg)
Sucking	R11E-42APS-6M-5758	On request	
Blowing	R11E-42APB-6M-5758	On request	

Nominal data according to standard EN 60335:

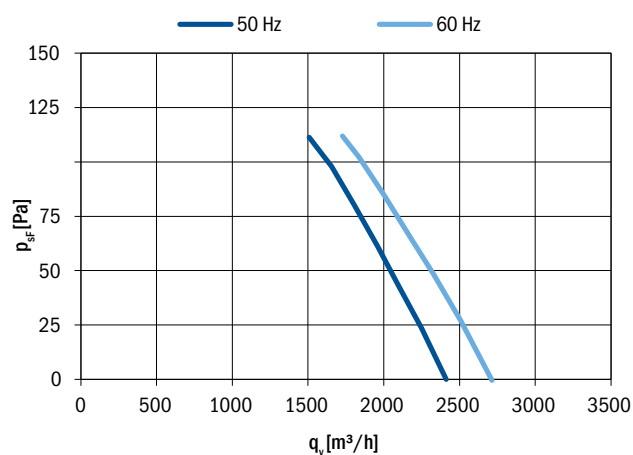
Phase	1~
Nominal voltage	230 V
Frequency	50/60 Hz
Rated power input	120/165 W
Rated current	0.52/0.72 A
Rated speed	880/900 RPM
Min. ambient temperature	-30 °C
Max. ambient temperature	70/55 °C
Sound power level A weighted	
Condensator	3.15 µF/450 V
Connection	terminal box
Insulation class	155
Protection class	IP54

ErP data according to EU regulation 327/2011:

Is not subject to the EU regulation 327/2011.

Power input lower than 125 W.

Aerodynamic characteristic



Fan characteristic measured in short bell mouth with guard grill.

General notes

Connection diagrams:

Sucking 0301-1-0044 See section
Blowing 0301-1-0043 Connection diagrams

Guard grills & wall-plates See section Accessories

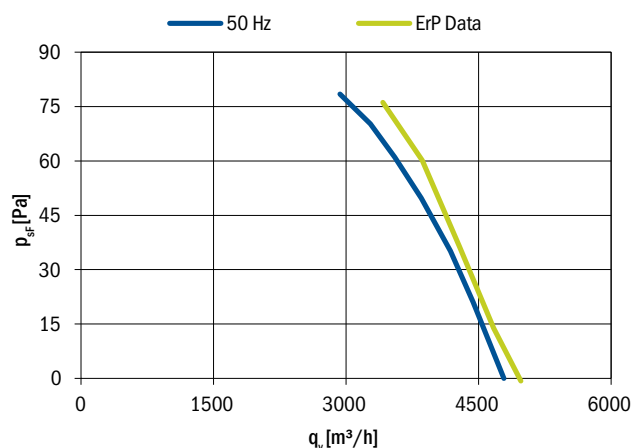
Standards compliance See introduction page

R11_-45LP_-4M-5150**Diameter:****450 mm****Nominal data according to standard EN 60335:**

Phase	1~
Nominal voltage	230 V
Frequency	50 Hz
Rated power input	240 W
Rated current	1.10 A
Rated speed	1230 RPM
Min. ambient temperature	-30 °C
Max. ambient temperature	50 °C
Sound power level A weighted	78 dB (A)
Condensator	6.3 µF/450 V
Connection	terminal box
Insulation class	155
Protection class	IP54

ErP data according to EU regulation 327/2011:

Overall efficiency	26.6 %
Measurement category	A
Efficiency category	static
Efficiency grade N	36.6
Variable speed drive	NO
Power input	258 W
Air flow	3416 m³/h
Pressure drop	76 Pa
Speed	1207 RPM
Specific ratio	1.00

Aerodynamic characteristic

Fan characteristic measured in short bell mouth with guard grill.
ErP characteristic measured in full bell mouth without guard grill.

General notes

Connection diagrams:

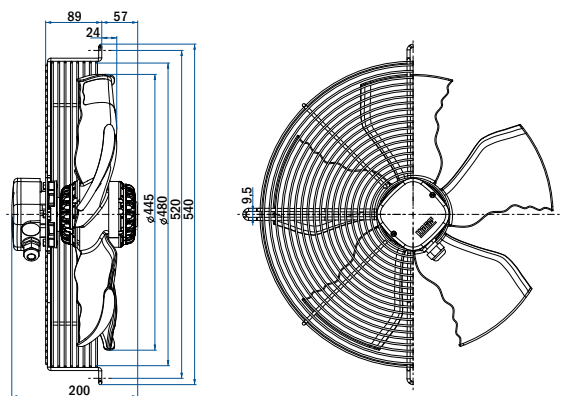
Sucking 0301-1-0044 See section
Blowing 0301-1-0043 Connection diagrams

Guard grills & wall-plates See section Accessories

Standards compliance See introduction page

**Fan with guard grill**

Airflow Direction	Type	Code	Weight (kg)
Sucking	R11R-45LPS-4M-5150	0311-4-0314	6.4
Blowing	R11R-45LPB-4M-5150	0311-4-0343	

**Fan with plate**

Airflow Direction	Type	Code	Weight (kg)
Sucking	R11P-45LPS-4M-5150	On request	
Blowing	R11P-45LPB-4M-5150	On request	

Fan without guard grill

Airflow Direction	Type	Code	Weight (kg)
Sucking	R11E-45LPS-4M-5150	On request	
Blowing	R11E-45LPB-4M-5150	On request	

450 mm

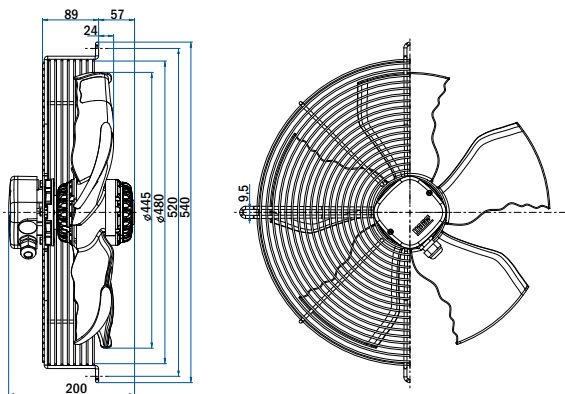
R11_-45LP_-6M-5105



Phase	1~
Nominal voltage	230 V
Frequency	50/60 Hz
Rated power input	125/165 W
Rated current	0.55/0.70 A
Rated speed	890/1000 RPM
Min. ambient temperature	-30 °C
Max. ambient temperature	50 °C
Sound power level A weighted	67/70 dB (A)
Condensator	5 µF/450 V
Connection	terminal box
Insulation class	155
Protection class	IP54

Phase	1~
Nominal voltage	230 V
Frequency	50/60 Hz
Rated power input	125/165 W
Rated current	0.55/0.70 A
Rated speed	890/1000 RPM
Min. ambient temperature	-30 °C
Max. ambient temperature	50 °C
Sound power level A weighted	67/70 dB (A)
Condensator	5 µF/450 V
Connection	terminal box
Insulation class	155
Protection class	IP54

Airflow Direction	Type	Code	Weight (kg)
Sucking	R11R-45LPS-6M-5105	0311-4-0300	6.4
Blowing	R11R-45LPB-6M-5105	On request	



Frequency (Hz)	q_v [m³/h]	p_{sf} [Pa]
50	2200	43
50	2500	40
50	2800	32
50	3000	25
50	3200	15
50	3400	5
50	3600	0
60	2500	54
60	2800	48
60	3000	42
60	3200	32
60	3400	20
60	3600	10
60	3800	2
60	4000	0

Fan characteristic measured in short bell mouth with guard grill.

Airflow Direction	Type	Code	Weight (kg)
Sucking	R11P-45LPS-6M-5105	On request	
Blowing	R11P-45LPB-6M-5105	On request	

Airflow Direction	Type	Code	Weight (kg)
Sucking	R11E-45LPS-6M-5105	On request	
Blowing	R11E-45LPB-6M-5105	On request	

General notes		
Connection diagrams:	0301-1-0044	See section Connection diagrams
Guard grills & wall-plates		See section Accessories
Standards compliance		See introduction page

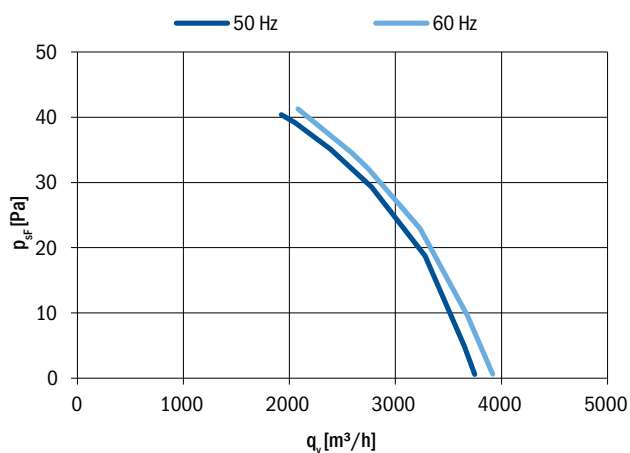
Connection diagrams:	0301-1-0044	See section Connection diagrams
Guard grills & wall-plates		See section Accessories
Standards compliance		See introduction page

R11_-45SP_-6M-5761**Diameter:****450 mm****Nominal data according to standard EN 60335:**

Phase	1~
Nominal voltage	230 V
Frequency	50/60 Hz
Rated power input	115/150 W
Rated current	0.50/0.65 A
Rated speed	800/880 RPM
Min. ambient temperature	-30 °C
Max. ambient temperature	65 °C
Sound power level A weighted	67/70 dB (A)
Condensator	3.15 µF/450 V
Connection	terminal box
Insulation class	155
Protection class	IP54

ErP data according to EU regulation 327/2011:**Is not subject to the EU regulation 327/2011.**

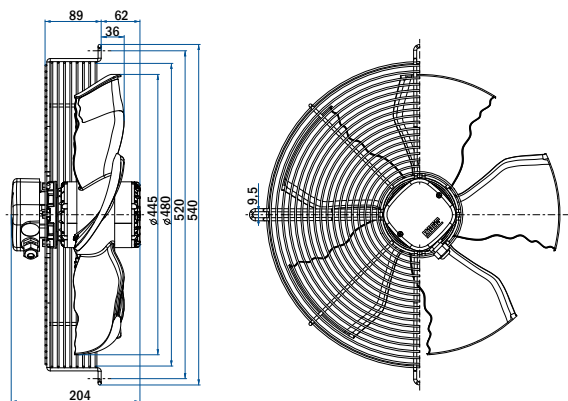
Power input lower than 125 W.

Aerodynamic characteristic

Fan characteristic measured in short bell mouth with guard grill.

**Fan with guard grill**

Airflow Direction	Type	Code	Weight (kg)
Sucking	R11R-45SPS-6M-5761	0311-4-0403	
Blowing	R11R-45SPB-6M-5761	On request	

**Fan with plate**

Airflow Direction	Type	Code	Weight (kg)
Sucking	R11P-45SPS-6M-5761	On request	
Blowing	R11P-45SPB-6M-5761	On request	

Fan without guard grill

Airflow Direction	Type	Code	Weight (kg)
Sucking	R11E-45SPS-6M-5761	On request	
Blowing	R11E-45SPB-6M-5761	On request	

General notes

Connection diagrams:

Sucking 0301-1-0044 See section
 Blowing 0301-1-0043 Connection diagrams

Guard grills & wall-plates See section Accessories

Standards compliance See introduction page

03





AC Axial fans – Paddle blades

AC AXIAL FANS –
SICKLED BLADES

AC AXIAL FANS –
BLADES WITH COMPOSITE
MATERIAL (PP/AP)

AC AXIAL FANS –
PADDLE BLADES

UL LISTED AXIAL FANS

ACCESSORIES

CONNECTION DIAGRAMS

APPENDIX



Stamped steel blades (type 25 °)
Diameters: 200–250 mm

Page
54–58



Stamped steel blades (type 28 °, 30 °, 32 °)
Diameters: 250–350 mm

59–67



Stamped aluminium blades (type 25 °, 30 °, 35 °)
Diameters: 400–630 mm

68–96

AC AXIAL FANS –
SICKLED BLADES

AC AXIAL FANS –
BLADES WITH COMPOSITE
MATERIAL (PP/AP)

AC AXIAL FANS –
PADDLE BLADES

UL LISTED AXIAL FANS

ACCESSORIES

CONNECTION DIAGRAMS

APPENDIX

Example of type key:

R11R-4030A-4T2-3830

R11 External rotor motor type (R09, R11, R13)

R Accessory type (E – without guard grill, R – with guard grill, P – with guard grill and wall plate)

40 Fan diameter x 10 (exact diameters are stated in drawings)

30 Type of blades (25 °, 30 °, 35 °)

A Airflow direction (A – sucking, P – blowing)

4 Number of motor poles

T Number of phases (M – single phase, T – three phase)

2 Number of motor speed

38 Motor stack height

30 Version of electrical construction

Diameter:

200 mm

R09_-2025_-2M-1511



Nominal data according to standard EN 60335:

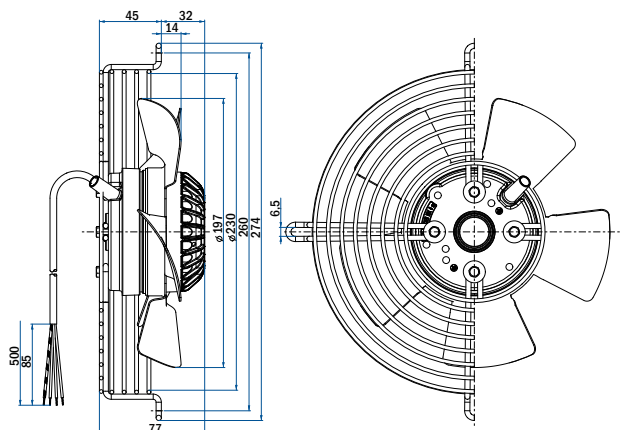
Phase	1~
Nominal voltage	230 V
Frequency	50/60 Hz
Rated power input	45/55 W
Rated current	0.21/0.24 A
Rated speed	2580/2850 RPM
Min. ambient temperature	-30 °C
Max. ambient temperature	70 °C
Sound power level A weighted	66/69 dB (A)
Condensator	1.5 µF/450 V
Connection	cable
Insulation class	155
Protection class	IP44

Is not subject to the EU regulation 327/2011.

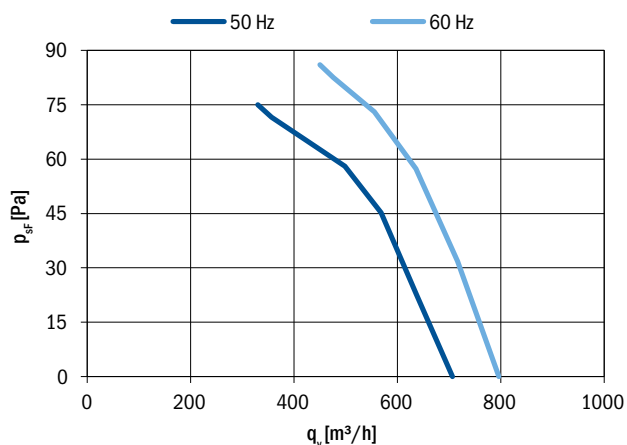
Power input lower than 125 W.

Fan with guard grill

Airflow Direction	Type	Code	Weight (kg)
Sucking	R09R-2025A-2M-1511	0309-4-0190	1.6
Blowing	R09R-2025P-2M-1511	0309-4-0214	



Aerodynamic characteristic



Fan characteristic measured in full bell mouth with guard grill.

Fan with plate

Airflow Direction	Type	Code	Weight (kg)
Sucking	R09P-2025A-2M-1511	On request	2.3
Blowing	R09P-2025P-2M-1511	0309-4-0171	

Fan without guard grill

Airflow Direction	Type	Code	Weight (kg)
Sucking	R09E-2025A-2M-1511	On request	
Blowing	R09E-2025P-2M-1511	On request	

General notes

Connection diagrams:

Sucking 0301-1-0026 See section
Blowing 0301-1-0042 Connection diagrams

Guard grills & wall-plates See section Accessories

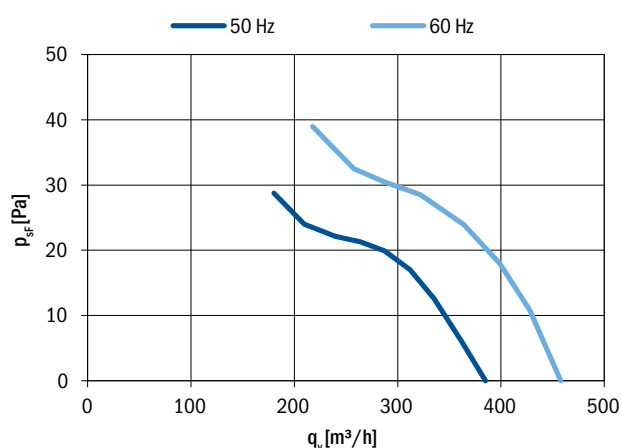
Standards compliance See introduction page

R09_-2025_-4M-2516**Diameter:****200 mm****Nominal data according to standard EN 60335:**

Phase	1~
Nominal voltage	230 V
Frequency	50/60 Hz
Rated power input	30/38 W
Rated current	0.14/0.17 A
Rated speed	1430/1680 RPM
Min. ambient temperature	-30 °C
Max. ambient temperature	65 °C
Sound power level A weighted	52/54 dB (A)
Condensator	1.5 µF/450 V
Connection	cabie
Insulation class	155
Protection class	IP44

Is not subject to the EU regulation 327/2011.

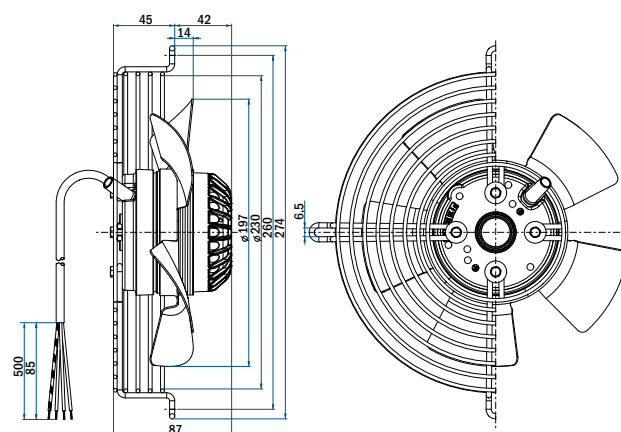
Power input lower than 125 W.

Aerodynamic characteristic

Fan characteristic measured in full bell mouth with guard grill.

Fan with guard grill

Airflow Direction	Type	Code	Weight (kg)
Sucking	R09R-2025A-4M-2516	0309-4-0213	1.9
Blowing	R09R-2025P-4M-2516	0309-4-0215	

**Fan with plate**

Airflow Direction	Type	Code	Weight (kg)
Sucking	R09P-2025A-4M-2516	On request	
Blowing	R09P-2025P-4M-2516	On request	

Fan without guard grill

Airflow Direction	Type	Code	Weight (kg)
Sucking	R09E-2025A-4M-2516	On request	
Blowing	R09E-2025P-4M-2516	On request	

General notes

Connection diagrams:

Sucking 0301-1-0026 See section
 Blowing 0301-1-0002 Connection diagrams

Guard grills & wall-plates See section Accessories

Standards compliance See introduction page

Diameter:

250 mm

R09_-2525_-2M-3539



Nominal data according to standard EN 60335:

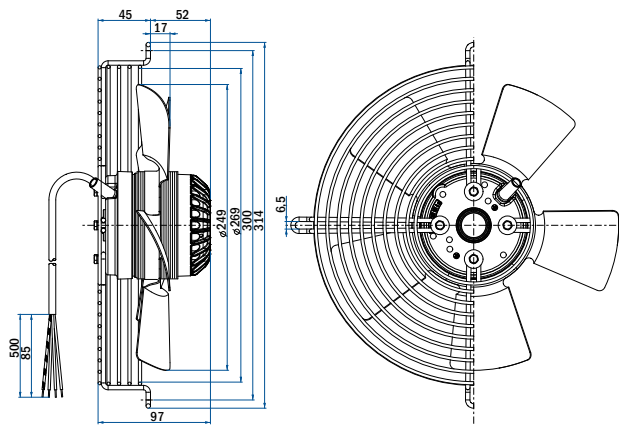
Phase	1~
Nominal voltage	230 V
Frequency	50/60 Hz
Rated power input	95/130 W
Rated current	0.44/0.58 A
Rated speed	2700/2950 RPM
Min. ambient temperature	-30 °C
Max. ambient temperature	65 °C
Sound power level A weighted	72/73 dB (A)
Condensator	2 µF/450 V
Connection	cable
Insulation class	155
Protection class	IP44

Is not subject to the EU regulation 327/2011.

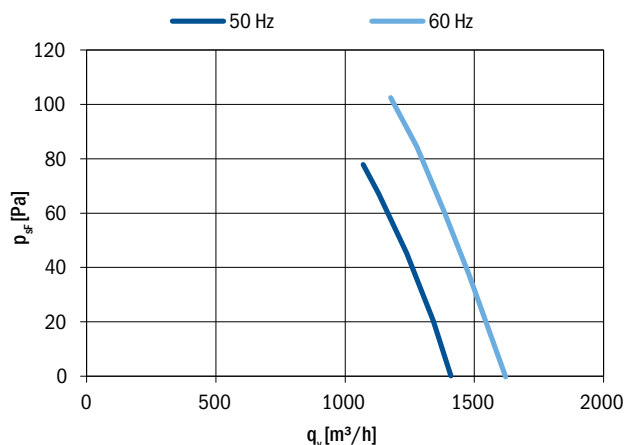
Power input lower than 125 W.

Fan with guard grill

Airflow Direction	Type	Code	Weight (kg)
Sucking	R09R-2525A-2M-3539	0309-4-0198	2.5
Blowing	R09R-2525P-2M-3539	On request	



Aerodynamic characteristic



Fan characteristic measured in full bell mouth with guard grill.

Fan with plate

Airflow Direction	Type	Code	Weight (kg)
Sucking	R09P-2525A-2M-3539	On request	
Blowing	R09P-2525P-2M-3539	On request	

Fan without guard grill

Airflow Direction	Type	Code	Weight (kg)
Sucking	R09E-2525A-2M-3539	On request	
Blowing	R09E-2525P-2M-3539	On request	

General notes

Connection diagrams:

Sucking 0301-1-0026 See section
Blowing 0301-1-0002 Connection diagrams

Guard grills & wall-plates See section Accessories

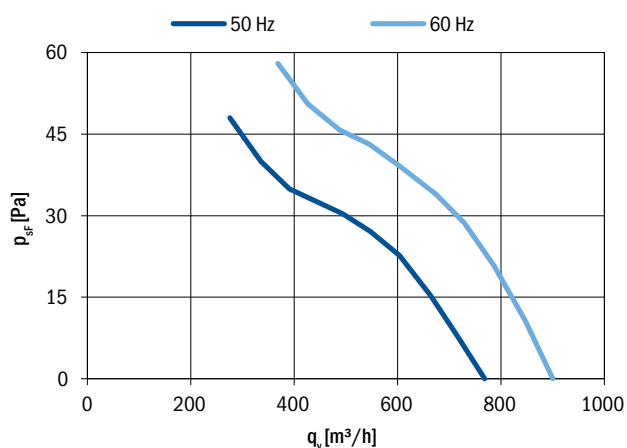
Standards compliance See introduction page

R09_-2525_-4M-2516**Diameter:****250 mm****Nominal data according to standard EN 60335:**

Phase	1~
Nominal voltage	230 V
Frequency	50/60 Hz
Rated power input	35/44 W
Rated current	0.16/0.18 A
Rated speed	1430/1680 RPM
Min. ambient temperature	-30 °C
Max. ambient temperature	70 °C
Sound power level A weighted	59/61 dB (A)
Condensator	1.5 µF/450 V
Connection	cabie
Insulation class	155
Protection class	IP44

Is not subject to the EU regulation 327/2011.

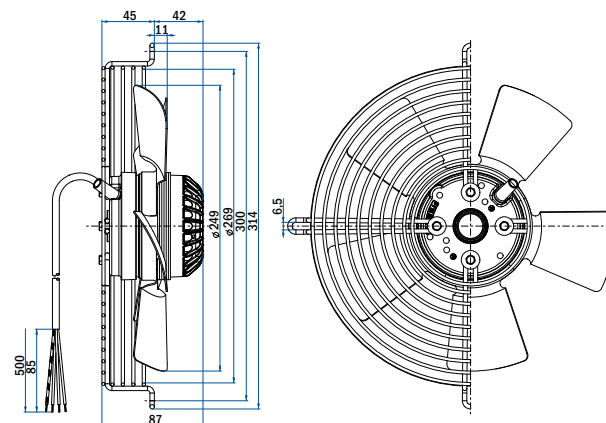
Power input lower than 125 W.

Aerodynamic characteristic

Fan characteristic measured in full bell mouth with guard grill.

**Fan with guard grill**

Airflow Direction	Type	Code	Weight (kg)
Sucking	R09R-2525A-4M-2516	0309-4-0199	2.1
Blowing	R09R-2525P-4M-2516	0309-4-0217	

**Fan with plate**

Airflow Direction	Type	Code	Weight (kg)
Sucking	R09P-2525A-4M-2516	On request	
Blowing	R09P-2525P-4M-2516	On request	

Fan without guard grill

Airflow Direction	Type	Code	Weight (kg)
Sucking	R09E-2525A-4M-2516	On request	
Blowing	R09E-2525P-4M-2516	On request	

General notes

Connection diagrams:

Sucking 0301-1-0026 See section
 Blowing 0301-1-0002 Connection diagrams

Guard grills & wall-plates See section Accessories

Standards compliance See introduction page

Diameter:

250 mm

R09_-2525_-6M-2515



Nominal data according to standard EN 60335:

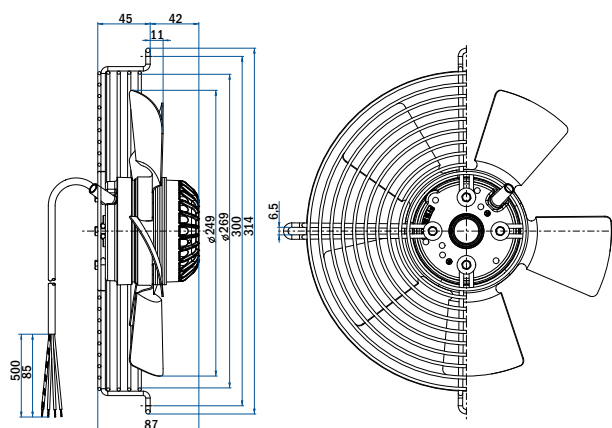
Phase	1~
Nominal voltage	230 V
Frequency	50/60 Hz
Rated power input	36/41 W
Rated current	0.16/0.18 A
Rated speed	980/1160 RPM
Min. ambient temperature	-30 °C
Max. ambient temperature	55 °C
Sound power level A weighted	44/45 dB (A)
Condensator	1.5 µF/450 V
Connection	cabie
Insulation class	155
Protection class	IP44

Is not subject to the EU regulation 327/2011.

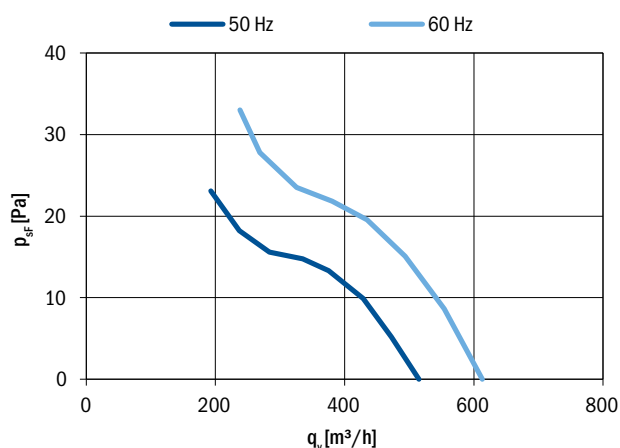
Power input lower than 125 W.

Fan with guard grill

Airflow Direction	Type	Code	Weight (kg)
Sucking	R09R-2525A-6M-2515	0309-4-0191	2.1
Blowing	R09R-2525P-6M-2515	0309-4-0218	



Aerodynamic characteristic



Fan characteristic measured in full bell mouth with guard grill.

Fan with plate

Airflow Direction	Type	Code	Weight (kg)
Sucking	R09P-2525A-6M-2515	On request	
Blowing	R09P-2525P-6M-2515	On request	

Fan without guard grill

Airflow Direction	Type	Code	Weight (kg)
Sucking	R09E-2525A-6M-2515	On request	
Blowing	R09E-2525P-6M-2515	On request	

General notes

Connection diagrams:

Sucking 0301-1-0026 See section
Blowing 0301-1-0002 Connection diagrams

Guard grills & wall-plates See section Accessories

Standards compliance See introduction page

R09_-2528_-4M-2516

Diameter:

250 mm

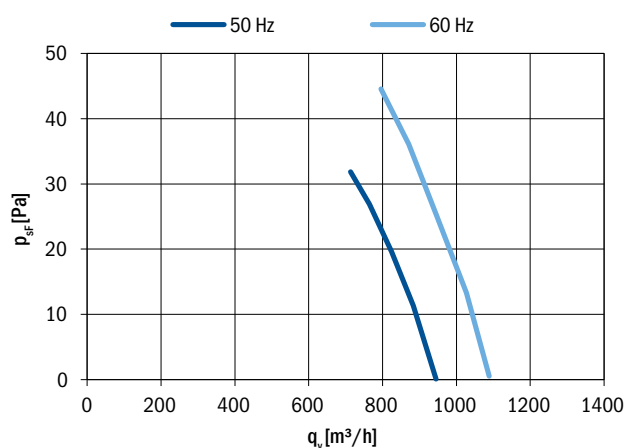
Nominal data according to standard EN 60335:

Phase	1~
Nominal voltage	230 V
Frequency	50/60 Hz
Rated power input	40/52 W
Rated current	0.17/0.22 A
Rated speed	1360/1550 RPM
Min. ambient temperature	-30 °C
Max. ambient temperature	70 °C
Sound power level A weighted	60/63 dB (A)
Condensator	1.5 µF/450 V
Connection	terminal box
Insulation class	155
Protection class	IP54

Is not subject to the EU regulation 327/2011.

Power input lower than 125 W.

Aerodynamic characteristic

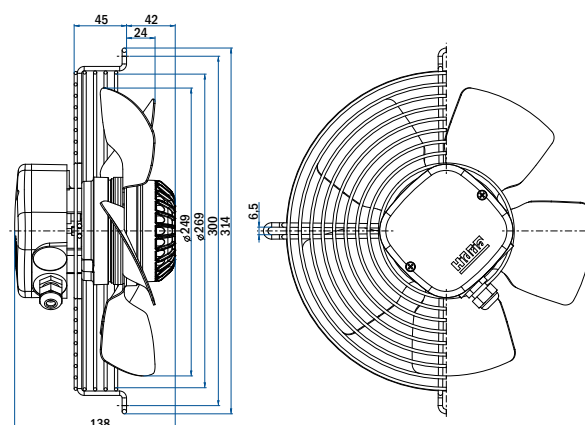


Fan characteristic measured in short bell mouth with guard grill.



Fan with guard grill

Airflow Direction	Type	Code	Weight (kg)
Sucking	R09R-2528A-4M-2516	0309-4-0211	3.4
Blowing	R09R-2528P-4M-2516	0309-4-0261	



Fan with plate

Airflow Direction	Type	Code	Weight (kg)
Sucking	R09P-2528A-4M-2516	On request	
Blowing	R09P-2528P-4M-2516	On request	

Fan without guard grill

Airflow Direction	Type	Code	Weight (kg)
Sucking	R09E-2528A-4M-2516	On request	
Blowing	R09E-2528P-4M-2516	On request	

General notes

Connection diagrams:

Sucking	0301-1-0026	See section
Blowing	0301-1-0002	Connection diagrams

Guard grills & wall-plates	See section Accessories
----------------------------	-------------------------

Standards compliance	See introduction page
----------------------	-----------------------

Diameter:

300 mm

R09_-3028_-4M-3509



Nominal data according to standard EN 60335:

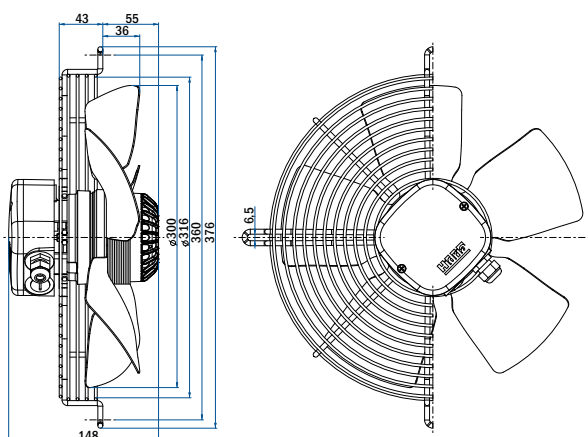
Phase	1~
Nominal voltage	230 V
Frequency	50/60 Hz
Rated power input	74/92 W
Rated current	0.34/0.4 A
Rated speed	1330/1470 RPM
Min. ambient temperature	-30 °C
Max. ambient temperature	50 °C
Sound power level A weighted	67/70 dB (A)
Condensator	2.5 µF/450 V
Connection	terminal box
Insulation class	155
Protection class	IP54

Is not subject to the EU regulation 327/2011.

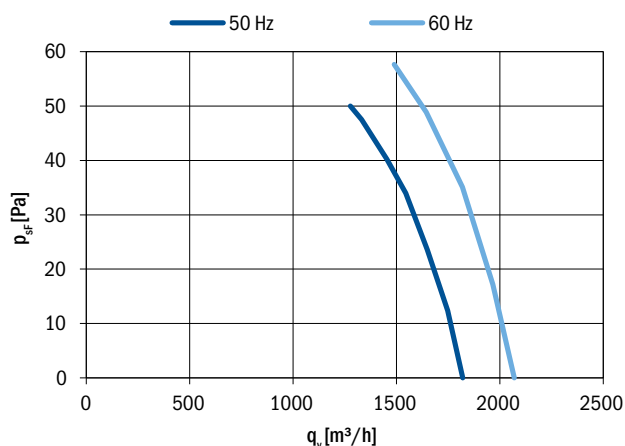
Power input lower than 125 W.

Fan with guard grill

Airflow Direction	Type	Code	Weight (kg)
Sucking	R09R-3028A-4M-3509	0309-4-0100	3.4
Blowing	R09R-3028P-4M-3509	0309-4-0121	



Aerodynamic characteristic



Fan characteristic measured in short bell mouth with guard grill.

Fan with plate

Airflow Direction	Type	Code	Weight (kg)
Sucking	R09P-3028A-4M-3509	On request	
Blowing	R09P-3028P-4M-3509	On request	

Fan without guard grill

Airflow Direction	Type	Code	Weight (kg)
Sucking	R09E-3028A-4M-3509	On request	
Blowing	R09E-3028P-4M-3509	On request	

General notes

Connection diagrams:

Sucking 0301-1-0026 See section
Blowing 0301-1-0002 Connection diagrams

Guard grills & wall-plates See section Accessories

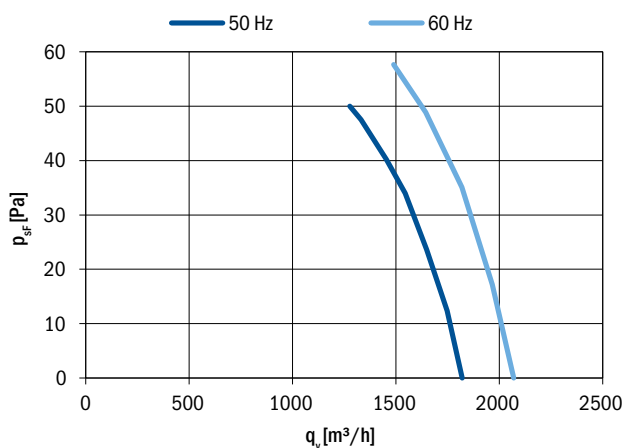
Standards compliance See introduction page

R09_-3028_-4T-2513**Diameter:****300 mm****Nominal data according to standard EN 60335:**

Phase	3~
Nominal voltage	400/230 V
Frequency	50/60 Hz
Rated power input	72/81 W
Rated current	0.18/0.16/0.31/0.28 A
Rated speed	1300/1440 RPM
Min. ambient temperature	-30 °C
Max. ambient temperature	50 °C
Sound power level A weighted	66/69 dB (A)
Connection	terminal box
Insulation class	155
Protection class	IP54

Is not subject to the EU regulation 327/2011.

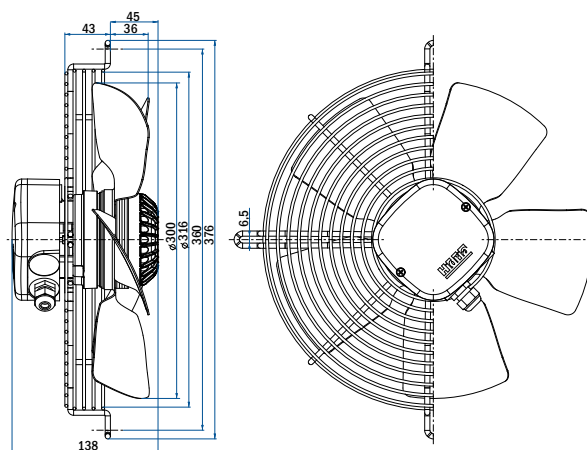
Power input lower than 125 W.

Aerodynamic characteristic

Fan characteristic measured in short bell mouth with guard grill.

Fan with guard grill

Airflow Direction	Type	Code	Weight (kg)
Sucking	R09R-3028A-4T-2513	0309-4-0059	3.0
Blowing	R09R-3028P-4T-2513	0309-4-0035	

**Fan with plate**

Airflow Direction	Type	Code	Weight (kg)
Sucking	R09P-3028A-4T-2513	On request	
Blowing	R09P-3028P-4T-2513	On request	

Fan without guard grill

Airflow Direction	Type	Code	Weight (kg)
Sucking	R09E-3028A-4T-2513	On request	
Blowing	R09E-3028P-4T-2513	On request	

General notes

Connection diagrams:

Sucking 0301-1-0049 See section
 Blowing 0301-1-0049 Connection diagrams

Guard grills & wall-plates See section Accessories

Standards compliance See introduction page

Diameter:

315 mm

R09_-3132_-4M-3509



Nominal data according to standard EN 60335:

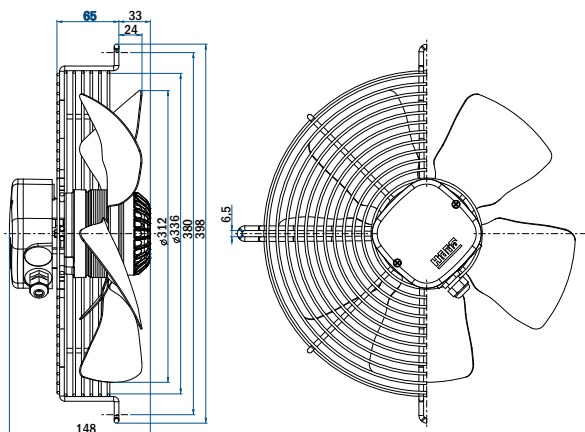
Phase	1~
Nominal voltage	230 V
Frequency	50/60 Hz
Rated power input	68/117 W
Rated current	0.38/0.51 A
Rated speed	1340/1490 RPM
Min. ambient temperature	-30 °C
Max. ambient temperature	55/45 °C
Sound power level A weighted	68/72 dB (A)
Condensator	3.15 µF/450 V
Connection	terminal box
Insulation class	155
Protection class	IP54

Is not subject to the EU regulation 327/2011.

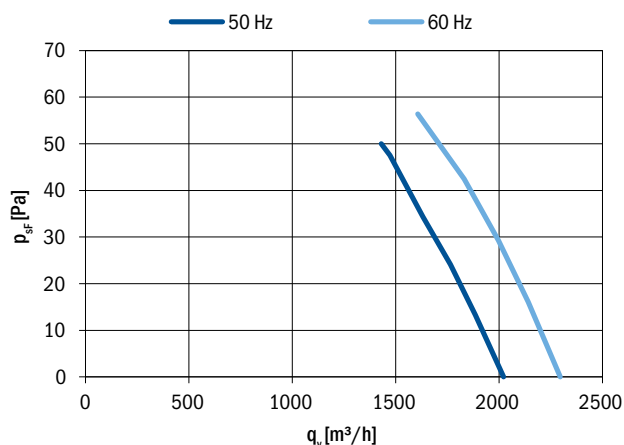
Power input lower than 125 W.

Fan with guard grill

Airflow Direction	Type	Code	Weight (kg)
Sucking	R09R-3132A-4M-3509	0309-4-0048	3.5
Blowing	R09R-3132P-4M-3509	0309-4-0075	



Aerodynamic characteristic



Fan characteristic measured in short bell mouth with guard grill.

Fan with plate

Airflow Direction	Type	Code	Weight (kg)
Sucking	R09P-3132A-4M-3509	On request	
Blowing	R09P-3132P-4M-3509	On request	

Fan without guard grill

Airflow Direction	Type	Code	Weight (kg)
Sucking	R09E-3132A-4M-3509	On request	
Blowing	R09E-3132P-4M-3509	On request	

General notes

Connection diagrams:

Sucking 0301-1-0026 See section
Blowing 0301-1-0002 Connection diagrams

Guard grills & wall-plates See section Accessories

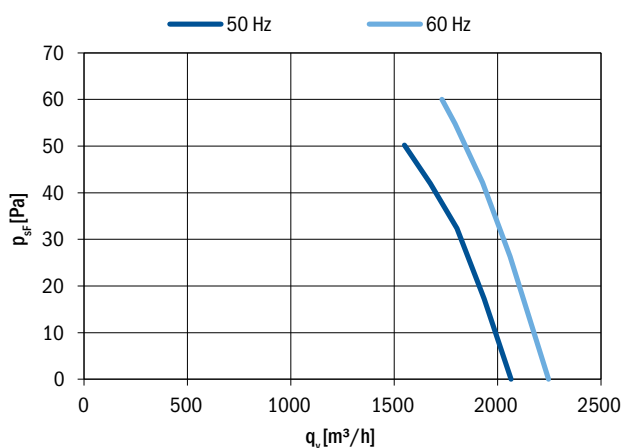
Standards compliance See introduction page

R09_-3132_-4T-3524**Diameter:****315 mm****Nominal data according to standard EN 60335:**

Phase	3~
Nominal voltage	400/230 V
Frequency	50/60 Hz
Rated power input	80/102 W
Rated current	0.20/0.34/0.19/0.33 A
Rated speed	1350/1500 RPM
Min. ambient temperature	-30 °C
Max. ambient temperature	65 °C
Sound power level A weighted	68/72 dB (A)
Connection	terminal box
Insulation class	155
Protection class	IP54

Is not subject to the EU regulation 327/2011.

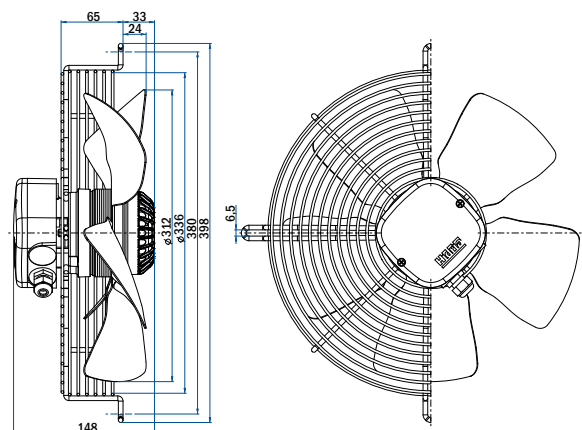
Power input lower than 125 W.

Aerodynamic characteristic

Fan characteristic measured in short bell mouth with guard grill.

Fan with guard grill

Airflow Direction	Type	Code	Weight (kg)
Sucking	R09R-3132A-4T-3524	0309-4-0130	4.0
Blowing	R09R-3132P-4T-3524	0309-4-0091	

**Fan with plate**

Airflow Direction	Type	Code	Weight (kg)
Sucking	R09P-3132A-4T-3524	On request	
Blowing	R09P-3132P-4T-3524	On request	

Fan without guard grill

Airflow Direction	Type	Code	Weight (kg)
Sucking	R09E-3132A-4T-3524	On request	
Blowing	R09E-3132P-4T-3524	On request	

General notes

Connection diagrams:

Sucking 0301-1-0049 See section
 Blowing 0301-1-0049 Connection diagrams

Guard grills & wall-plates See section Accessories

Standards compliance See introduction page

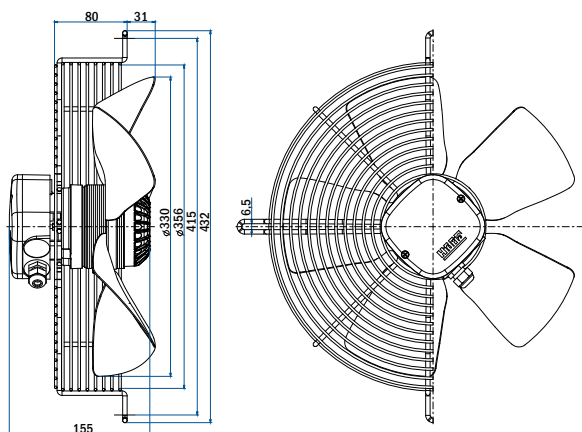
Diameter:

330 mm



Fan with guard grill

Airflow Direction	Type	Code	Weight (kg)
Sucking	R09R-3332A-4M-4240	0309-4-0264	3.5
Blowing	R09R-3332P-4M-4240	0309-4-0265	



Fan with plate

Airflow Direction	Type	Code	Weight (kg)
Sucking	R09P-3332A-4M-4240	On request	
Blowing	R09P-3332P-4M-4240	On request	

Fan without guard grill

Airflow Direction	Type	Code	Weight (kg)
Sucking	R09E-3332A-4M-4240	On request	
Blowing	R09E-3332P-4M-4240	On request	

R09_-3332_-4M-4240

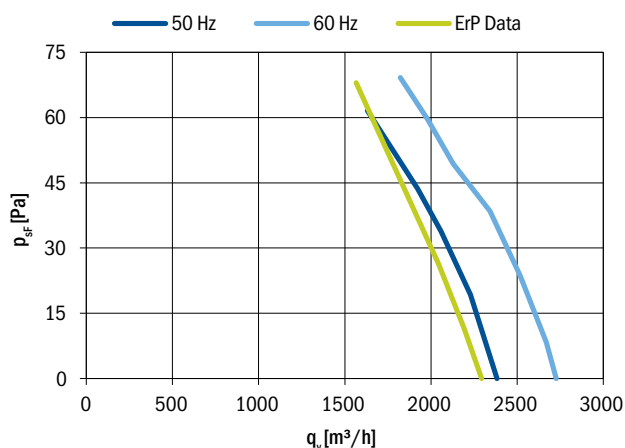
Nominal data according to standard EN 60335:

Phase	1~
Nominal voltage	230 V
Frequency	50/60 Hz
Rated power input	130/170 W
Rated current	0.58/0.78 A
Rated speed	1330/1480 RPM
Min. ambient temperature	-30 °C
Max. ambient temperature	55 °C
Sound power level A weighted	70/72 dB (A)
Condensator	4 µF/450 V
Connection	terminal box
Insulation class	155
Protection class	IP54

ErP data according to EU regulation 327/2011:

Overall efficiency	25.2 %
Measurement category	A
Efficiency category	static
Efficiency grade N	36.9
Variable speed drive	NO
Power input	143 W
Air flow	1478 m³/h
Pressure drop	91 Pa
Speed	1300 RPM
Specific ratio	1.00

Aerodynamic characteristic



Fan characteristic measured in short bell mouth with guard grill.
ErP characteristic measured in full bell mouth without guard grill.

General notes

Connection diagrams:

Sucking 0301-1-0043 See section
Blowing 0301-1-0044 Connection diagrams

Guard grills & wall-plates See section Accessories

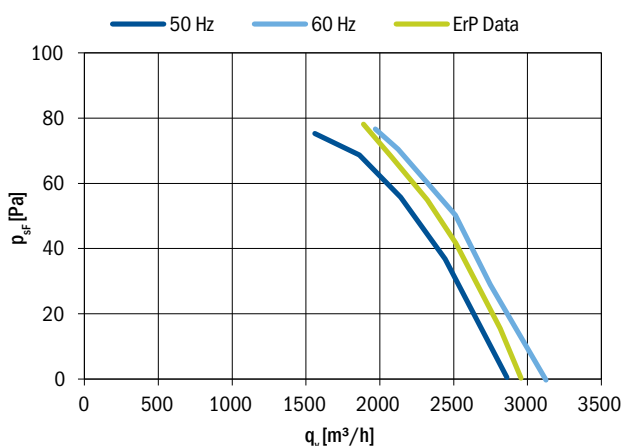
Standards compliance See introduction page

R09_-3532_-4M-4237**Diameter:****350 mm****Nominal data according to standard EN 60335:**

Phase	1~
Nominal voltage	230 V
Frequency	50/60 Hz
Rated power input	130/165 W
Rated current	0.58/0.72 A
Rated speed	1280/1350 RPM
Min. ambient temperature	-30 °C
Max. ambient temperature	70/65 °C
Sound power level A weighted	71/73 dB (A)
Condensator	4 µF/450 V
Connection	terminal box
Insulation class	155
Protection class	IP54

ErP data according to EU regulation 327/2011:

Overall efficiency	26.2 %
Measurement category	A
Efficiency category	static
Efficiency grade N	37.7
Variable speed drive	N0
Power input	149 W
Air flow	1889 m³/h
Pressure drop	78 Pa
Speed	1285 RPM
Specific ratio	1.00

Aerodynamic characteristic

Fan characteristic measured in short bell mouth with guard grill.
ErP characteristic measured in full bell mouth without guard grill.

General notes

Connection diagrams:

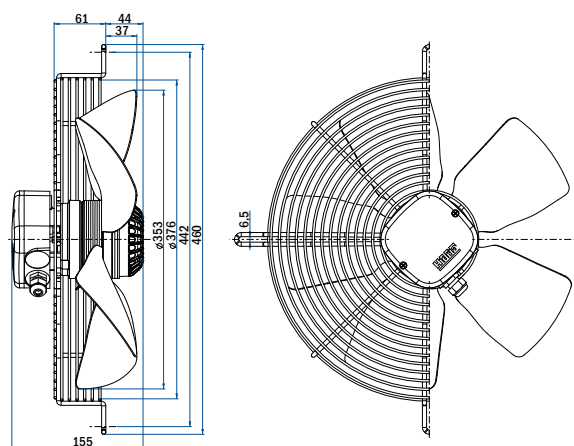
Sucking 0301-1-0043 See section
Blowing 0301-1-0044 Connection diagrams

Guard grills & wall-plates See section Accessories

Standards compliance See introduction page

**Fan with guard grill**

Airflow Direction	Type	Code	Weight (kg)
Sucking	R09R-3532A-4M-4237	0309-4-0108	4.0
Blowing	R09R-3532P-4M-4237	0309-4-0221	

**Fan with plate**

Airflow Direction	Type	Code	Weight (kg)
Sucking	R09P-3532A-4M-4237	On request	
Blowing	R09P-3532P-4M-4237	On request	

Fan without guard grill

Airflow Direction	Type	Code	Weight (kg)
Sucking	R09E-3532A-4M-4237	On request	
Blowing	R09E-3532P-4M-4237	On request	

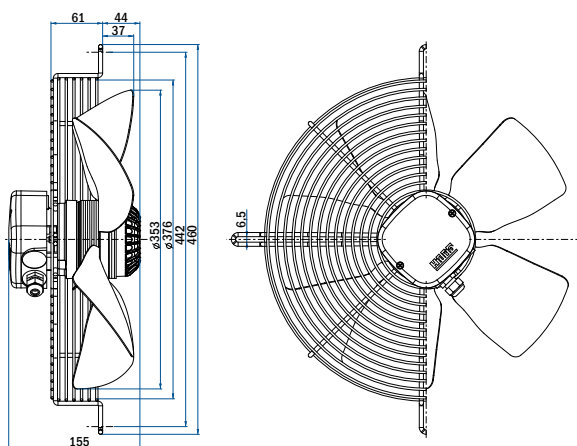
Diameter:

350 mm



Fan with guard grill

Airflow Direction	Type	Code	Weight (kg)
Sucking	R09R-3532A-4T-4203	0309-4-0222	4.0
Blowing	R09R-3532P-4T-4203	0309-4-0223	



Fan with plate

Airflow Direction	Type	Code	Weight (kg)
Sucking	R09P-3532A-4T-4203	On request	
Blowing	R09P-3532P-4T-4203	On request	

Fan without guard grill

Airflow Direction	Type	Code	Weight (kg)
Sucking	R09E-3532A-4T-4203	On request	
Blowing	R09E-3532P-4T-4203	On request	

R09_-3532_-4T-4203

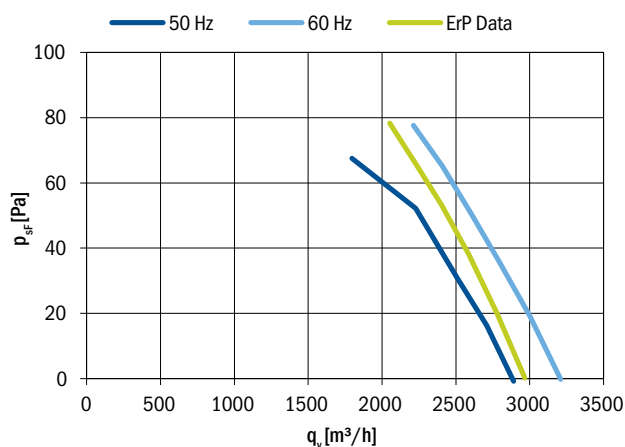
Nominal data according to standard EN 60335:

Phase	3~
Nominal voltage	400/230 V
Frequency	50/60 Hz
Rated power input	135/175 W
Rated current	0.31/0.54/0.32/0.55 A
Rated speed	1340/1460 RPM
Min. ambient temperature	-30 °C
Max. ambient temperature	40/55 °C
Sound power level A weighted	72/75 dB (A)
Connection	terminal box
Insulation class	155
Protection class	IP54

ErP data according to EU regulation 327/2011:

Overall efficiency	25.4 %
Measurement category	A
Efficiency category	static
Efficiency grade N	36.6
Variable speed drive	NO
Power input	168 W
Air flow	2051 m³/h
Pressure drop	78 Pa
Speed	1327 RPM
Specific ratio	1.00

Aerodynamic characteristic



Fan characteristic measured in short bell mouth with guard grill.

ErP characteristic measured in full bell mouth without guard grill.

General notes

Connection diagrams:

Sucking 0301-1-0049 See section
Blowing 0301-1-0049 Connection diagrams

Guard grills & wall-plates See section Accessories

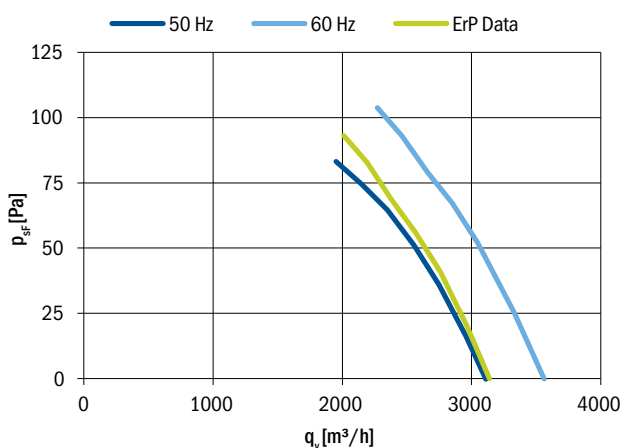
Standards compliance See introduction page

R11_-3530_-4M-3852**Diameter:****350 mm****Nominal data according to standard EN 60335:**

Phase	1~
Nominal voltage	230 V
Frequency	50/60 Hz
Rated power input	175/210 W
Rated current	0.8/1.15 A
Rated speed	1410/1570 RPM
Min. ambient temperature	-30 °C
Max. ambient temperature	60/50 °C
Sound power level A weighted	
Condensator	4 µF/450 V
Connection	terminal box
Insulation class	155
Protection class	IP54

ErP data according to EU regulation 327/2011:

Overall efficiency	29.0 %
Measurement category	A
Efficiency category	static
Efficiency grade N	40.2
Variable speed drive	NO
Power input	170 W
Air flow	2012 m³/h
Pressure drop	93 Pa
Speed	1411 RPM
Specific ratio	1.00

Aerodynamic characteristic

Fan characteristic measured in short bell mouth with guard grill.
ErP characteristic measured in full bell mouth without guard grill.

General notes

Connection diagrams:

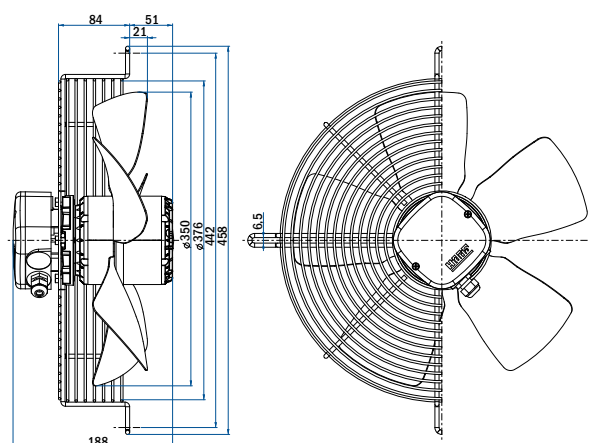
Sucking 0301-1-0043 See section
Blowing 0301-1-0044 Connection diagrams

Guard grills & wall-plates See section Accessories

Standards compliance See introduction page

**Fan with guard grill**

Airflow Direction	Type	Code	Weight (kg)
Sucking	R11R-3530A-4M-3852	0311-4-0297	6.0
Blowing	R11R-3530P-4M-3852	0311-4-0404	

**Fan with plate**

Airflow Direction	Type	Code	Weight (kg)
Sucking	R11P-3530A-4M-3852	On request	
Blowing	R11P-3530P-4M-3852	On request	

Fan without guard grill

Airflow Direction	Type	Code	Weight (kg)
Sucking	R11E-3530A-4M-3852	On request	
Blowing	R11E-3530P-4M-3852	On request	

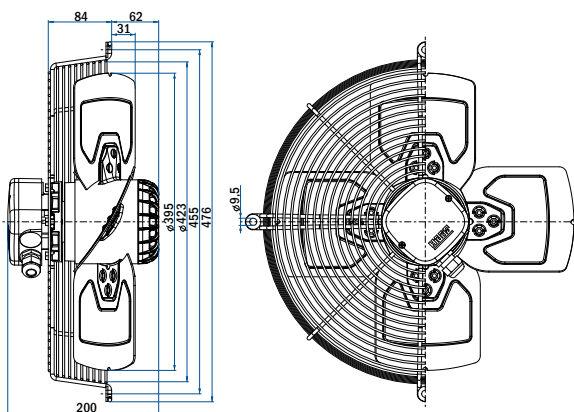
Diameter:

400 mm



Fan with guard grill

Airflow Direction	Type	Code	Weight (kg)
Sucking	R11R-4030A-4M-5137	0311-4-0192	6.1
Blowing	R11R-4030P-4M-5137	0311-4-0193	



Fan with plate

Airflow Direction	Type	Code	Weight (kg)
Sucking	R11P-4030A-4M-5137	On request	
Blowing	R11P-4030P-4M-5137	On request	

Fan without guard grill

Airflow Direction	Type	Code	Weight (kg)
Sucking	R11E-4030A-4M-5137	On request	
Blowing	R11E-4030P-4M-5137	On request	

R11_-4030_-4M-5137

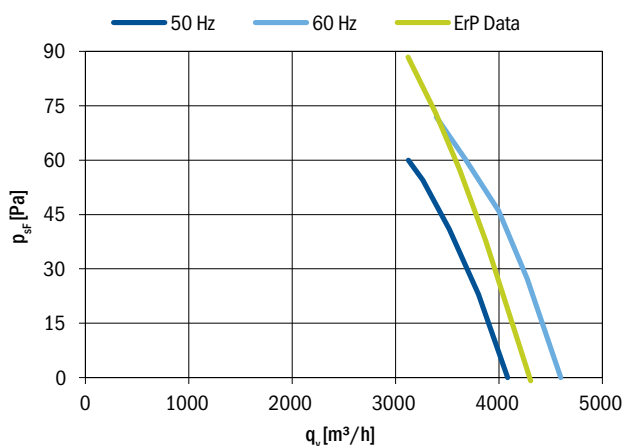
Nominal data according to standard EN 60335:

Phase	1~
Nominal voltage	230 V
Frequency	50/60 Hz
Rated power input	200/265 W
Rated current	0.9/1.15 A
Rated speed	1345/1500 RPM
Min. ambient temperature	-30 °C
Max. ambient temperature	65/45 °C
Sound power level A weighted	72/76 dB (A)
Condensator	6.3 µF/450 V
Connection	terminal box
Insulation class	155
Protection class	IP54

ErP data according to EU regulation 327/2011:

Overall efficiency	32.1 %
Measurement category	A
Efficiency category	static
Efficiency grade N	42.5
Variable speed drive	NO
Power input	228 W
Air flow	3121 m³/h
Pressure drop	88 Pa
Speed	1375 RPM
Specific ratio	1.00

Aerodynamic characteristic



Fan characteristic measured in short bell mouth with guard grill.

ErP characteristic measured in full bell mouth without guard grill.

General notes

Connection diagrams:

Sucking 0301-1-0044 See section
Blowing 0301-1-0043 Connection diagrams

Guard grills & wall-plates See section Accessories

Standards compliance See introduction page

R11_-4030_-4T2-3830

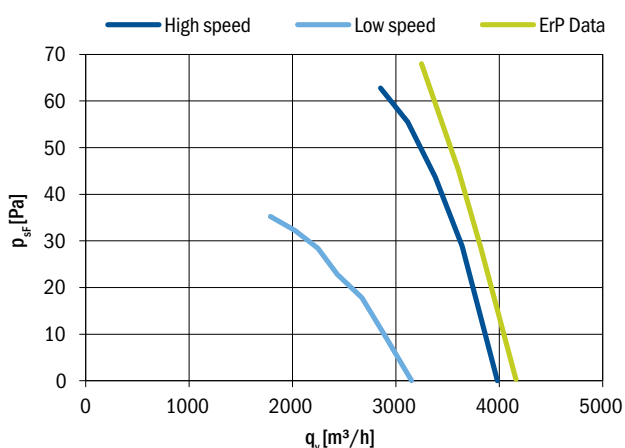
Diameter:

400 mm

Phase	3~
Nominal voltage	400 V
Frequency	50 Hz
Speed	high/low
Rated power input	195/130 W
Rated current	0.34/0.21 A
Rated speed	1320/1000 RPM
Min. ambient temperature	-30 °C
Max. ambient temperature	70/70 °C
Sound power level A weighted	73/66 dB (A)
Connection	terminal box
Insulation class	155
Protection class	IP54

ErP data according to EU regulation 327/2011:	
Overall efficiency	31.3 %
Measurement category	A
Efficiency category	static
Efficiency grade N	41.8
Variable speed drive	NO
Power input	218 W
Air flow	2840 m³/h
Pressure drop	90 Pa
Speed	1332 RPM
Specific ratio	1.00

Aerodynamic characteristic



Fan characteristic measured in short bell mouth with guard grill.
ErP characteristic measured in full bell mouth without guard grill.

General notes

Connection diagrams:

Sucking	0301-1-0048	See section
Blowing	0301-1-0048	Connection diagrams

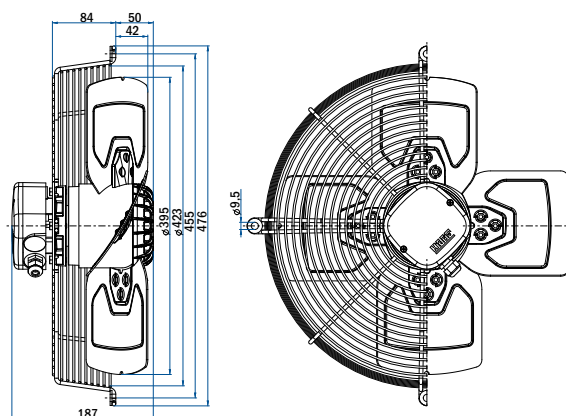
Guard grills & wall-plates	See section Accessories
Standards compliance	See introduction page



COMPLIANT TO
ErP 2015

Fan with guard grill

Airflow Direction	Type	Code	Weight (kg)
Sucking	R11R-4030A-4T2-3830	0311-4-0034	5.7
Blowing	R11R-4030P-4T2-3830	0311-4-0042	



Fan with plate

Airflow Direction	Type	Code	Weight (kg)
Sucking	R11P-4030A-4T2-3830	On request	
Blowing	R11P-4030P-4T2-3830	On request	

Fan without guard grill

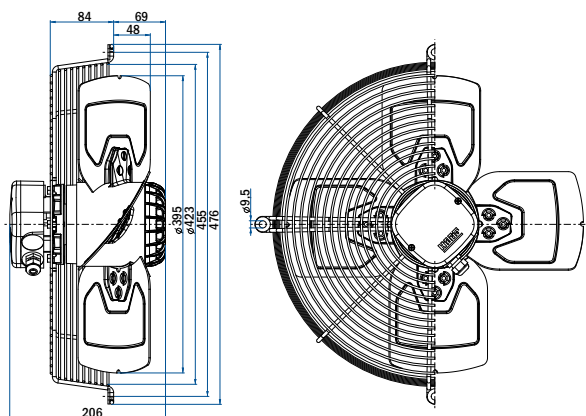
Airflow Direction	Type	Code	Weight (kg)
Sucking	R11E-4030A-4T2-3830	On request	
Blowing	R11E-4030P-4T2-3830	On request	

400 mm

R11_-4035_-4T2-5745



Airflow Direction	Type	Code	Weight (kg)
Sucking	R11R-4035A-4T2-5745	0311-4-0159	6.3
Blowing	R11R-4035P-4T2-5745	0311-4-0049	



Airflow Direction	Type	Code	Weight (kg)
Sucking	R11P-4035A-4T2-5745	On request	8.5
Blowing	R11P-4035P-4T2-5745	0311-4-0226	

Airflow Direction	Type	Code	Weight (kg)
Sucking	R11E-4035A-4T2-5745	On request	
Blowing	R11E-4035P-4T2-5745	On request	

Nominal data according to standard EN 60335:	
Phase	3~
Nominal voltage	400 V
Frequency	50/60 Hz
Speed	high/low
Rated power input	280/220/420/290 W
Rated current	0.60/0.35/0.70/0.47 A
Rated speed	1400/1190/1585/1065 RPM
Min. ambient temperature	-30 °C
Max. ambient temperature	70/40 °C
Sound power level A weighted	75/71/78/71 dB (A)
Connection	terminal box
Insulation class	155
Protection class	IP54

Overall efficiency	30.9 %
Measurement category	A
Efficiency category	static
Efficiency grade N	40.7
Variable speed drive	NO
Power input	279 W
Air flow	3378 m³/h
Pressure drop	95 Pa
Speed	1400 RPM
Specific ratio	1.00

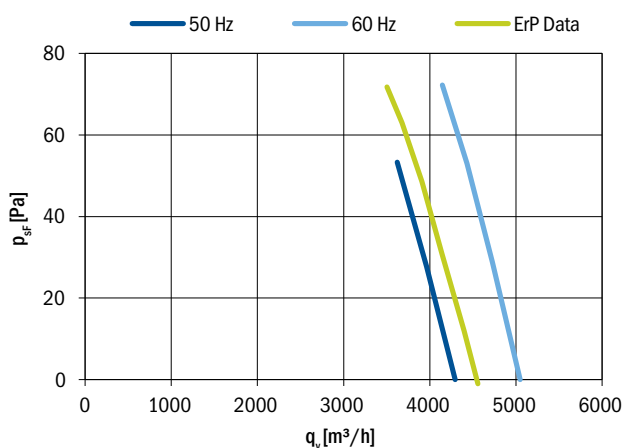
General notes		
Connection diagrams:		
Sucking	0301-1-0048	See section
Blowing	0301-1-0048	Connection diagrams
Guard grills & wall-plates	See section Accessories	
Standards compliance	See introduction page	

R11_-4225_-4M-5715**Diameter:****420 mm****Nominal data according to standard EN 60335:**

Phase	1~
Nominal voltage	230 V
Frequency	50/60 Hz
Rated power input	230/300 W
Rated current	1.15/1.30 A
Rated speed	1400/1600 RPM
Min. ambient temperature	-30 °C
Max. ambient temperature	50/70 °C
Sound power level A weighted	70/73 dB (A)
Condensator	6.3 µF/450 V
Connection	terminal box
Insulation class	155
Protection class	IP54

ErP data according to EU regulation 327/2011:

Overall efficiency	30.9 %
Measurement category	A
Efficiency category	static
Efficiency grade N	41.1
Variable speed drive	NO
Power input	241 W
Air flow	3056 m³/h
Pressure drop	93 Pa
Speed	1365 RPM
Specific ratio	1.00

Aerodynamic characteristic

Fan characteristic measured in short bell mouth with guard grill.
ErP characteristic measured in full bell mouth without guard grill.

General notes

Connection diagrams:

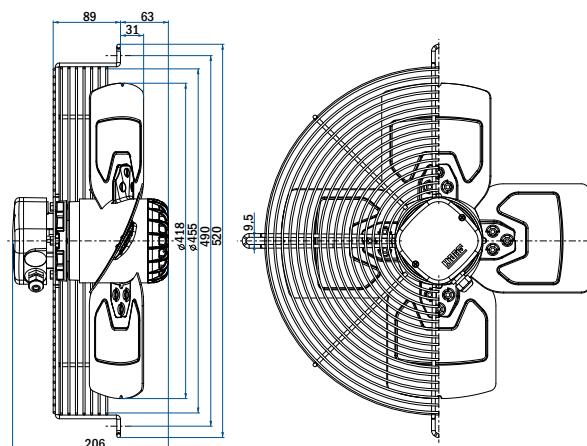
Sucking 0301-1-0044 See section
Blowing 0301-1-0043 Connection diagrams

Guard grills & wall-plates See section Accessories

Standards compliance See introduction page

**Fan with guard grill**

Airflow Direction	Type	Code	Weight (kg)
Sucking	R11R-4225A-4M-5715	0311-4-0265	6.3
Blowing	R11R-4225P-4M-5715	0311-4-0266	

**Fan with plate**

Airflow Direction	Type	Code	Weight (kg)
Sucking	R11P-4225A-4M-5715	On request	
Blowing	R11P-4225P-4M-5715	On request	

Fan without guard grill

Airflow Direction	Type	Code	Weight (kg)
Sucking	R11E-4225A-4M-5715	On request	
Blowing	R11E-4225P-4M-5715	On request	

Diameter:

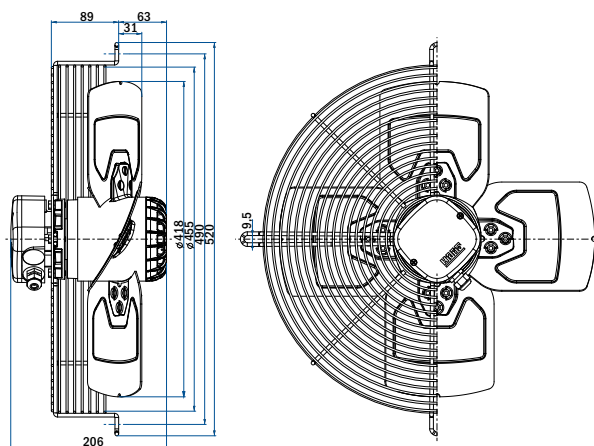
420 mm

R11_-4225_-4T2-5745



Fan with guard grill

Airflow Direction	Type	Code	Weight (kg)
Sucking	R11R-4225A-4T2-5745	0311-4-0277	7.8
Blowing	R11R-4225P-4T2-5745	0311-4-0286	



Fan with plate

Airflow Direction	Type	Code	Weight (kg)
Sucking	R11P-4225A-4T2-5745	On request	
Blowing	R11P-4225P-4T2-5745	On request	

Fan without guard grill

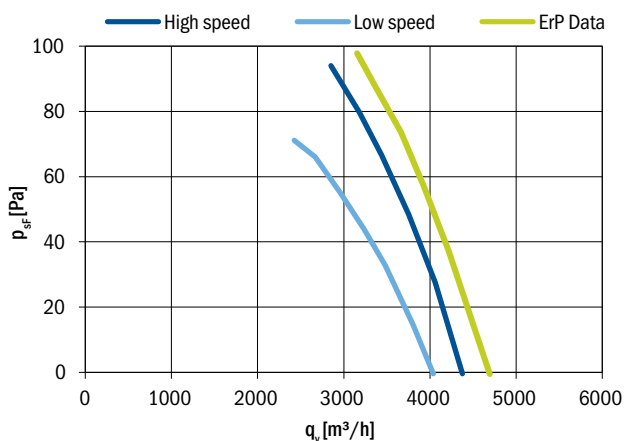
Airflow Direction	Type	Code	Weight (kg)
Sucking	R11E-4225A-4T2-5745	On request	
Blowing	R11E-4225P-4T2-5745	On request	

Nominal data according to standard EN 60335:	
Phase	3~
Nominal voltage	400 V
Frequency	50/60 Hz
Speed	high/low
Rated power input	215/165/305/220 W
Rated current	0.51/0.26/0.56/0.37 A
Rated speed	1410/1240/1410/1300 RPM
Min. ambient temperature	-30 °C
Max. ambient temperature	70/70/60/60 °C
Sound power level A weighted	72/69/73/71 dB (A)
Connection	terminal box
Insulation class	155
Protection class	IP54

ErP data according to EU regulation 327/2011:

Overall efficiency	33.5 %
Measurement category	A
Efficiency category	static
Efficiency grade N	43.7
Variable speed drive	NO
Power input	245 W
Air flow	3191 m³/h
Pressure drop	96 Pa
Speed	1416 RPM
Specific ratio	1.00

Aerodynamic characteristic



Fan characteristic measured in short bell mouth with guard grill.
ErP characteristic measured in full bell mouth without guard grill.

General notes

Connection diagrams:		
Sucking	0301-1-0048	See section
Blowing	0301-1-0048	Connection diagrams
Guard grills & wall-plates	See section Accessories	
Standards compliance	See introduction page	

R11_-4525_-4M-5765

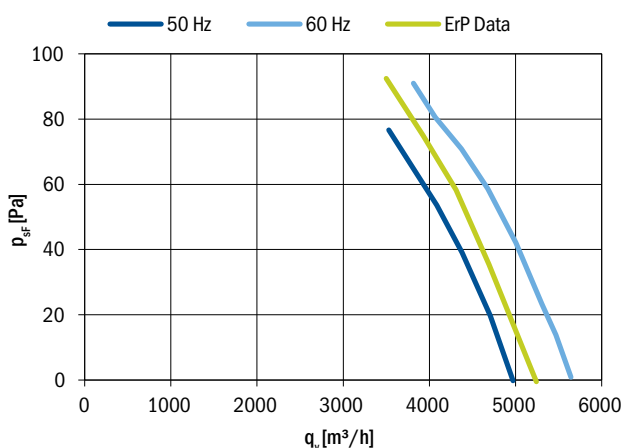
Diameter:

450 mm

Phase	1~
Nominal voltage	230 V
Frequency	50/60 Hz
Rated power input	260/370 W
Rated current	1.13/1.63 A
Rated speed	1310/1420 RPM
Min. ambient temperature	-30 °C
Max. ambient temperature	65/50 °C
Sound power level A weighted	72/75 dB (A)
Condensator	10 µF/450 V
Connection	terminal box
Insulation class	155
Protection class	IP54

ErP data according to EU regulation 327/2011:	
Overall efficiency	31.6 %
Measurement category	A
Efficiency category	static
Efficiency grade N	41.5
Variable speed drive	NO
Power input	275 W
Air flow	3501 m³/h
Pressure drop	92 Pa
Speed	1309 RPM
Specific ratio	1.00

Aerodynamic characteristic



Fan characteristic measured in short bell mouth with guard grill.
ErP characteristic measured in full bell mouth without guard grill.

General notes

Connection diagrams:

Sucking	0301-1-0044	See section
Blowing	0301-1-0043	Connection diagrams

Guard grills & wall-plates	See section Accessories
----------------------------	-------------------------

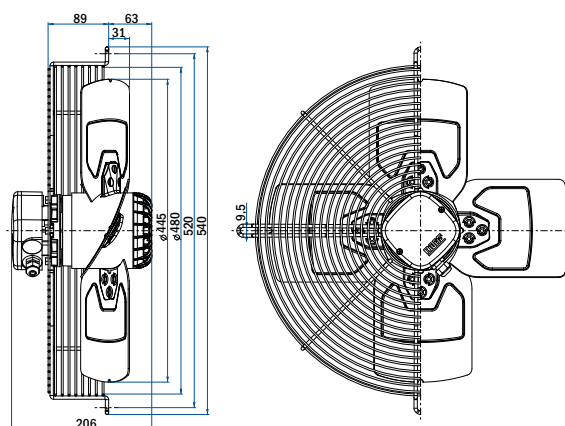
Standards compliance	See introduction page
----------------------	-----------------------



COMPLIANT TO
ErP 2015

Fan with guard grill

Airflow Direction	Type	Code	Weight (kg)
Sucking	R11R-4525A-4M-5765	0311-4-0441	6.3
Blowing	R11R-4525P-4M-5765	0311-4-0474	



Fan with plate

Airflow Direction	Type	Code	Weight (kg)
Sucking	R11P-4525A-4M-5765	On request	
Blowing	R11P-4525P-4M-5765	On request	

Fan without guard grill

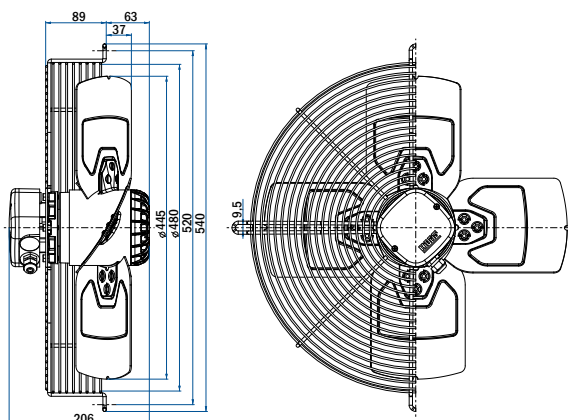
Airflow Direction	Type	Code	Weight (kg)
Sucking	R11E-4525A-4M-5765	On request	
Blowing	R11E-4525P-4M-5765	On request	

450 mm

Nominal data according to standard EN 60335:	
Phase	1~
Nominal voltage	230 V
Frequency	50 Hz
Rated power input	310 W
Rated current	1.4 A
Rated speed	1270 RPM
Min. ambient temperature	-30 °C
Max. ambient temperature	55 °C
Sound power level A weighted	74 dB (A)
Condensator	10 µF/450 V
Connection	terminal box
Insulation class	155
Protection class	IP54

ErP data according to EU regulation 327/2011:	
Overall efficiency	29.4 %
Measurement category	A
Efficiency category	static
Efficiency grade N	38.8
Variable speed drive	NO
Power input	324 W
Air flow	3965 m³/h
Pressure drop	91 Pa
Speed	1291 RPM
Specific ratio	1.00

Airflow Direction	Type	Code	Weight (kg)
Sucking	R11R-4530A-4M-5749	0311-4-0240	6.3
Blowing	R11R-4530P-4M-5749	0311-4-0270	



Airflow Direction	Type	Code	Weight (kg)
Sucking	R11P-4530A-4M-5749	On request	
Blowing	R11P-4530P-4M-5749	On request	

Airflow Direction	Type	Code	Weight (kg)
Sucking	R11E-4530A-4M-5749	On request	
Blowing	R11E-4530P-4M-5749	On request	

Figure 10 is a line graph showing the relationship between the permeability coefficient p_f [Pa] (Y-axis) and the flow rate q_v [m³/h] (X-axis) for a 50 Hz system and ErP Data. The X-axis ranges from 0 to 6000 m³/h, and the Y-axis ranges from 0 to 100 Pa. The 50 Hz curve (blue) starts at approximately (3200, 88) and ends at (5500, 0). The ErP Data curve (yellow) starts at approximately (4000, 92) and ends at (5800, 0). Both curves show a decreasing trend.

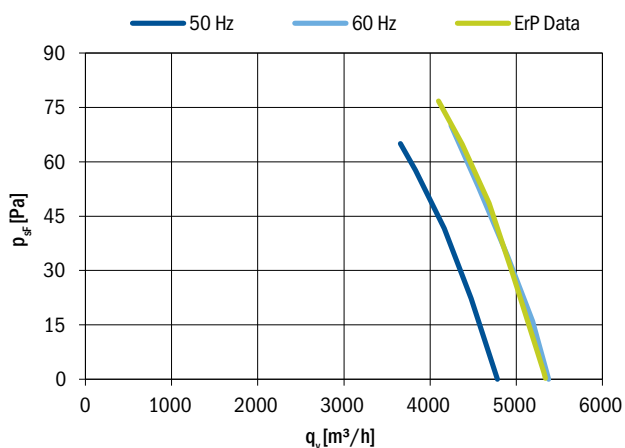
General notes		
Connection diagrams:		
Sucking	0301-1-0044	See section
Blowing	0301-1-0043	Connection diagrams
Guard grills & wall-plates	See section Accessories	
Standards compliance	See introduction page	

R11_-4525_-4T-5136**Diameter:****450 mm****Nominal data according to standard EN 60335:**

Phase	3~
Nominal voltage	400/230
Frequency	50/60 Hz
Rated power input	230/310 W
Rated current	0.55/0.95/0.55/0.95 A
Rated speed	1335/1430 RPM
Min. ambient temperature	-30 °C
Max. ambient temperature	70/70 °C
Sound power level A weighted	75/72 dB (A)
Connection	terminal box
Insulation class	155
Protection class	IP54

ErP data according to EU regulation 327/2011:

Overall efficiency	33.7 %
Measurement category	A
Efficiency category	static
Efficiency grade N	43.5
Variable speed drive	NO
Power input	283 W
Air flow	3672 m³/h
Pressure drop	98 Pa
Speed	1358 RPM
Specific ratio	1.00

Aerodynamic characteristic

Fan characteristic measured in short bell mouth with guard grill.

ErP characteristic measured in full bell mouth without guard grill.

General notes

Connection diagrams:

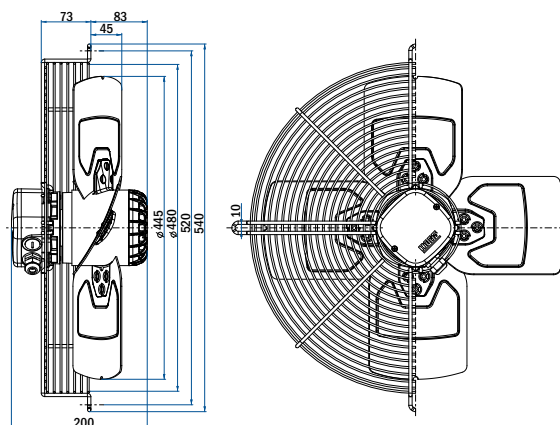
Sucking 0301-1-0044 See section
 Blowing 0301-1-0043 Connection diagrams

Guard grills & wall-plates See section Accessories

Standards compliance See introduction page

**Fan with guard grill**

Airflow Direction	Type	Code	Weight (kg)
Sucking	R11R-4525A-4T-5136	0311-4-0117	6.3
Blowing	R11R-4525P-4T-5136	0311-4-0082	

**Fan with plate**

Airflow Direction	Type	Code	Weight (kg)
Sucking	R11P-4525A-4T-5136	On request	
Blowing	R11P-4525P-4T-5136	On request	

Fan without guard grill

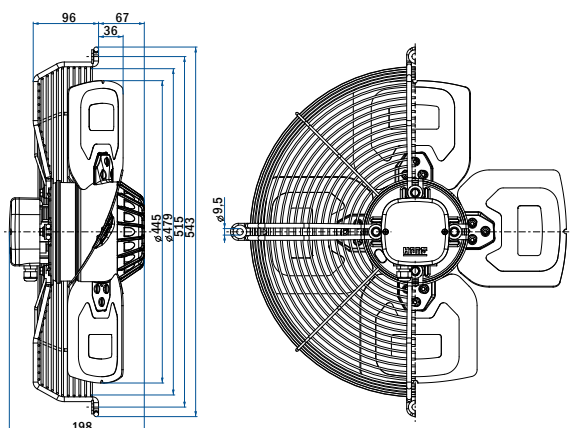
Airflow Direction	Type	Code	Weight (kg)
Sucking	R11E-4525A-4T-5136	On request	
Blowing	R11E-4525P-4T-5136	On request	

450 mm

A black and white photograph of a circular industrial fan. The fan features four dark, curved blades mounted on a central hub. The entire assembly is enclosed within a circular protective grille made of thin, vertical metal bars. The fan is shown from a top-down perspective against a plain white background.

COMPLIANT TO
ErP 2015

Airflow Direction	Type	Code	Weight (kg)
Sucking	R13R-4525A-4M-5009	0313-4-0003	10.0
Blowing	R13R-4525P-4M-5009	0313-4-0082	



Airflow Direction	Type	Code	Weight (kg)
Sucking	R13P-4525A-4M-5009	On request	
Blowing	R13P-4525P-4M-5009	On request	

Airflow Direction	Type	Code	Weight (kg)
Sucking	R13E-4525A-4M-5009	On request	
Blowing	R13E-4525P-4M-5009	On request	

Phase	1~
Nominal voltage	230 V
Frequency	50/60 Hz
Rated power input	310/460 W
Rated current	1.4/2.0 A
Rated speed	1410/1630 RPM
Min. ambient temperature	-30 °C
Max. ambient temperature	70/65 °C
Sound power level A weighted	74/79 dB (A)
Condensator	8 µF/450 V
Connection	terminal box
Insulation class	155
Protection class	IP54

Overall efficiency	33.2 %
Measurement category	A
Efficiency category	static
Efficiency grade N	42.3
Variable speed drive	NO
Power input	365 W
Air flow	3703 m³/h
Pressure drop	124 Pa
Speed	1390 RPM
Specific ratio	1.00

General notes		
Connection diagrams:		
Sucking	0301-1-0044	See section
Blowing	0301-1-0043	Connection diagrams
Guard grills & wall-plates	See section Accessories	
Standards compliance	See introduction page	

R13_-4530_-4M-7039

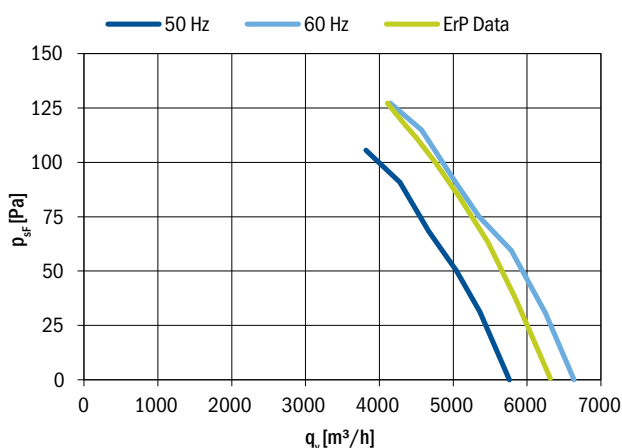
Diameter:

450 mm

Phase	1~
Nominal voltage	230 V
Frequency	50/60 Hz
Rated power input	375/570 W
Rated current	1.7/2.5 A
Rated speed	1390/1570 RPM
Min. ambient temperature	-30 °C
Max. ambient temperature	70/55 °C
Sound power level A weighted	76/81 dB (A)
Condensator	10 µF/450 V
Connection	terminal box
Insulation class	155
Protection class	IP54

ErP data according to EU regulation 327/2011:	
Overall efficiency	32.5 %
Measurement category	A
Efficiency category	static
Efficiency grade N	41.2
Variable speed drive	NO
Power input	427 W
Air flow	4111 m³/h
Pressure drop	127 Pa
Speed	1377 RPM
Specific ratio	1.00

Aerodynamic characteristic



Fan characteristic measured in short bell mouth with guard grill.
ErP characteristic measured in full bell mouth without guard grill.

General notes

Connection diagrams:

Sucking	0301-1-0035	See section
Blowing	0301-1-0029	Connection diagrams

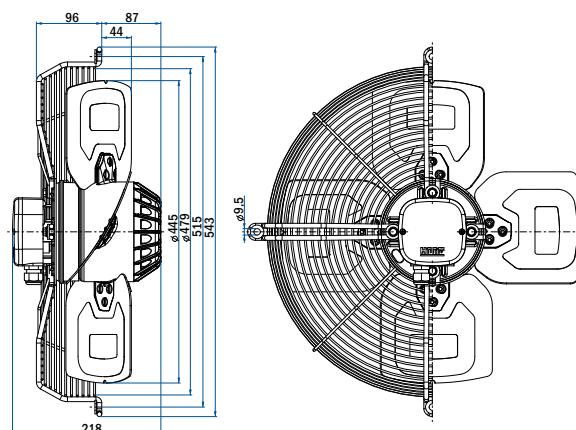
Guard grills & wall-plates	See section Accessories
Standards compliance	See introduction page



COMPLIANT TO
ErP 2015

Fan with guard grill

Airflow Direction	Type	Code	Weight (kg)
Sucking	R13R-4530A-4M-7039	0313-4-0178	12.1
Blowing	R13R-4530P-4M-7039	0313-4-0166	



Fan with plate

Airflow Direction	Type	Code	Weight (kg)
Sucking	R13P-4530A-4M-7039	On request	
Blowing	R13P-4530P-4M-7039	On request	

Fan without guard grill

Airflow Direction	Type	Code	Weight (kg)
Sucking	R13E-4530A-4M-7039	On request	
Blowing	R13E-4530P-4M-7039	On request	

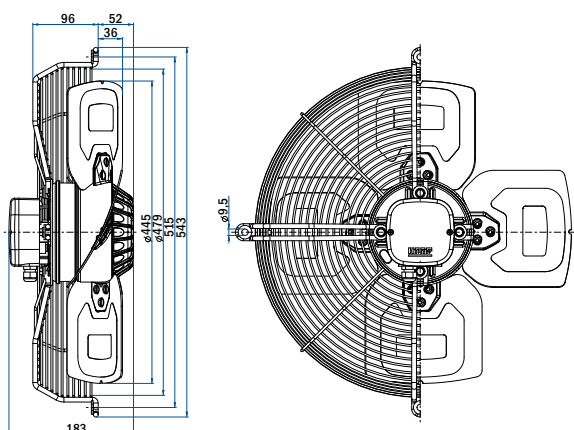
Diameter:

450 mm



Fan with guard grill

Airflow Direction	Type	Code	Weight (kg)
Sucking	R13R-4525A-4T-3529	0313-4-0138	8.4
Blowing	R13R-4525P-4T-3529	0313-4-0059	



Fan with plate

Airflow Direction	Type	Code	Weight (kg)
Sucking	R13P-4525A-4T-3529	On request	
Blowing	R13P-4525P-4T-3529	On request	

Fan without guard grill

Airflow Direction	Type	Code	Weight (kg)
Sucking	R13E-4525A-4T-3529	On request	
Blowing	R13E-4525P-4T-3529	On request	

R13_-4525_-4T-3529

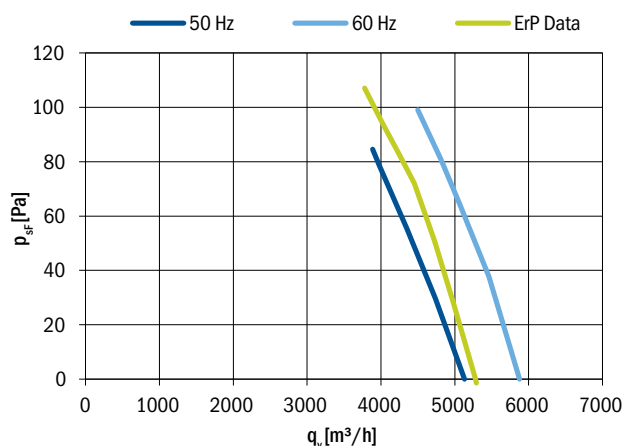
Nominal data according to standard EN 60335:

Phase	3~
Nominal voltage	400/230 V
Frequency	50/60 Hz
Rated power input	290/410 W
Rated current	0.81/1.40/0.81/1.40 A
Rated speed	1350/1530 RPM
Min. ambient temperature	-30 °C
Max. ambient temperature	40/65 °C
Sound power level A weighted	72/78 dB (A)
Connection	terminal box
Insulation class	155
Protection class	IP54

ErP data according to EU regulation 327/2011:

Overall efficiency	33.0 %
Measurement category	A
Efficiency category	static
Efficiency grade N	42.3
Variable speed drive	NO
Power input	344 W
Air flow	3489 m³/h
Pressure drop	123 Pa
Speed	1366 RPM
Specific ratio	1.00

Aerodynamic characteristic



Fan characteristic measured in short bell mouth with guard grill.

ErP characteristic measured in full bell mouth without guard grill.

General notes

Connection diagrams:

Sucking 0301-1-0034 See section
Blowing 0301-1-0034 Connection diagrams

Guard grills & wall-plates See section Accessories

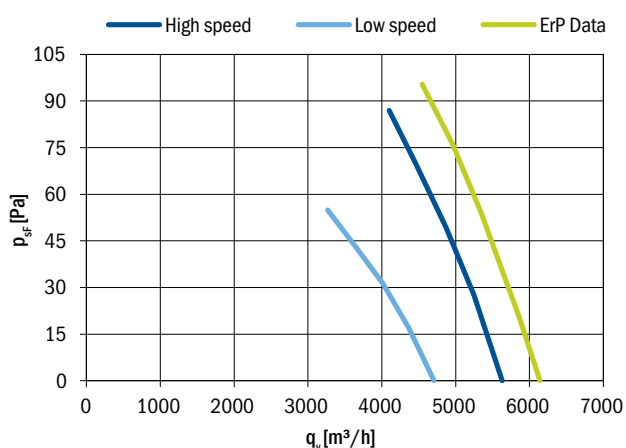
Standards compliance See introduction page

R13_-4530_-4T2-35100**Diameter:****450 mm****Nominal data according to standard EN 60335:**

Phase	3~
Nominal voltage	400 V
Frequency	50 Hz
Speed	high/low
Rated power input	360/230 W
Rated current	0.70/0.39 A
Rated speed	1350/1100 RPM
Min. ambient temperature	-30 °C
Max. ambient temperature	70 °C
Sound power level A weighted	78/71 dB (A)
Connection	terminal box
Insulation class	155
Protection class	IP54

ErP data according to EU regulation 327/2011:

Overall efficiency	32.0 %
Measurement category	A
Efficiency category	static
Efficiency grade N	41.0
Variable speed drive	NO
Power input	384 W
Air flow	3904 m³/h
Pressure drop	116 Pa
Speed	1294 RPM
Specific ratio	1.00

Aerodynamic characteristic

Fan characteristic measured in short bell mouth with guard grill.
ErP characteristic measured in full bell mouth without guard grill.

General notes

Connection diagrams:

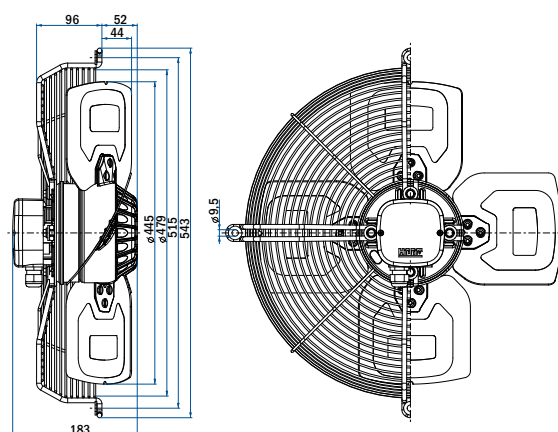
Sucking 0301-1-0033 See section
Blowing 0301-1-0033 Connection diagrams

Guard grills & wall-plates See section Accessories

Standards compliance See introduction page

**Fan with guard grill**

Airflow Direction	Type	Code	Weight (kg)
Sucking	R13R-4530A-4T2-35100	0313-4-0465	8.4
Blowing	R13R-4530P-4T2-35100	0313-4-0467	

**Fan with plate**

Airflow Direction	Type	Code	Weight (kg)
Sucking	R13P-4530A-4T2-35100	On request	
Blowing	R13P-4530P-4T2-35100	On request	

Fan without guard grill

Airflow Direction	Type	Code	Weight (kg)
Sucking	R13E-4530A-4T2-35100	On request	
Blowing	R13E-4530P-4T2-35100	On request	

Diameter:

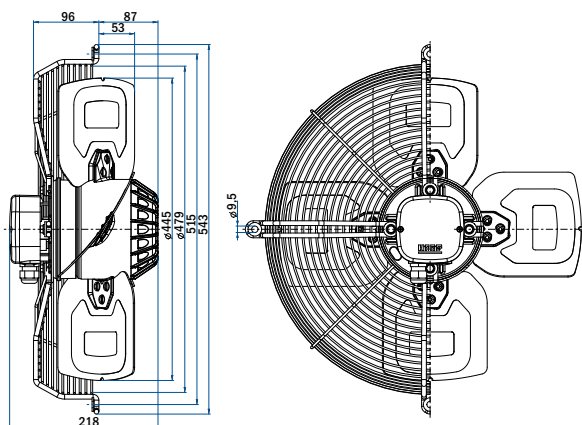
450 mm

R13_-4535_-4T-70102



Fan with guard grill

Airflow Direction	Type	Code	Weight (kg)
Sucking	R13R-4535A-4T-70102	0313-4-0454	13.0
Blowing	R13R-4535P-4T-70102	On request	



Fan with plate

Airflow Direction	Type	Code	Weight (kg)
Sucking	R13P-4535A-4T-70102	On request	
Blowing	R13P-4535P-4T-70102	On request	

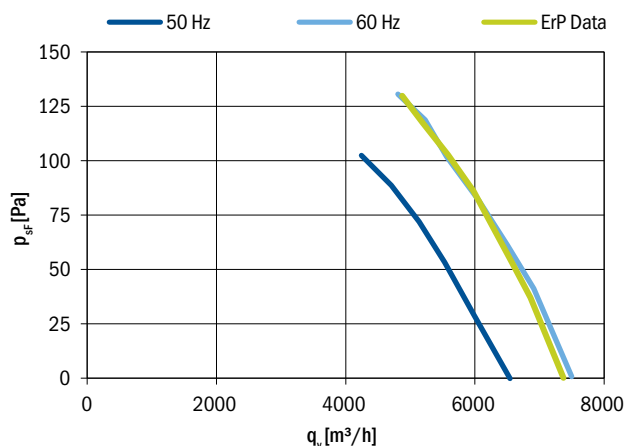
Fan without guard grill

Airflow Direction	Type	Code	Weight (kg)
Sucking	R13E-4535A-4T-70102	On request	
Blowing	R13E-4535P-4T-70102	On request	

Nominal data according to standard EN 60335:	
Phase	3~
Nominal voltage	400/230 V
Frequency	50/60 Hz
Rated power input	530/820 W
Rated current	1.08/1.90/1.37/2.40 A
Rated speed	1390/1565 RPM
Min. ambient temperature	-30 °C
Max. ambient temperature	70 °C
Sound power level A weighted	79/83 dB (A)
Connection	terminal box
Insulation class	155
Protection class	IP54

ErP data according to EU regulation 327/2011:	
Overall efficiency	32.1 %
Measurement category	A
Efficiency category	static
Efficiency grade N	40.2
Variable speed drive	NO
Power input	525 W
Air flow	4952 m³/h
Pressure drop	129 Pa
Speed	1394 RPM
Specific ratio	1.00

Aerodynamic characteristic



Fan characteristic measured in short bell mouth with guard grill.

ErP characteristic measured in full bell mouth without guard grill.

General notes

Connection diagrams:

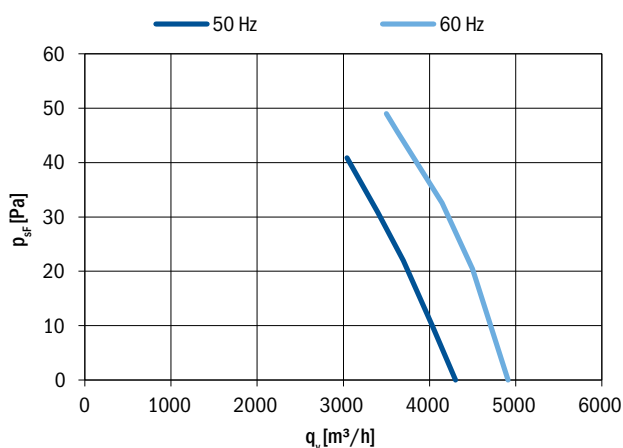
Sucking 0301-1-0034 See section
Blowing 0301-1-0034 Connection diagrams

Guard grills & wall-plates See section Accessories

Standards compliance See introduction page

R13_-4535_-6M-5027**Diameter:****450 mm****Nominal data according to standard EN 60335:**

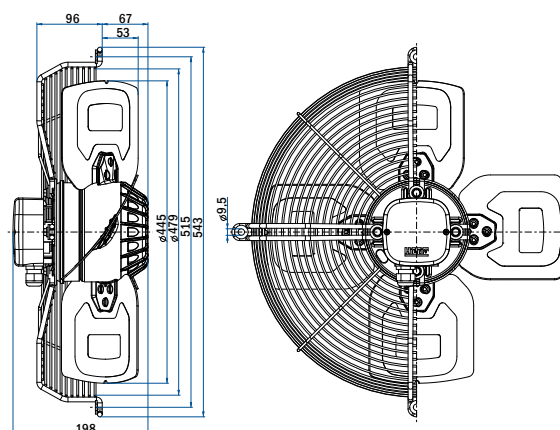
Phase	1~
Nominal voltage	230 V
Frequency	50/60 Hz
Rated power input	195/240 W
Rated current	1.0/1.05 A
Rated speed	910/1040 RPM
Min. ambient temperature	-30 °C
Max. ambient temperature	50/50 °C
Sound power level A weighted	69/73 dB (A)
Condensator	6.3 µF/450 V
Connection	terminal box
Insulation class	155
Protection class	IP54

Aerodynamic characteristic

Fan characteristic measured in short bell mouth with guard grill.

**Fan with guard grill**

Airflow Direction	Type	Code	Weight (kg)
Sucking	R13R-4535A-6M-5027	0313-4-0045	10.0
Blowing	R13R-4535P-6M-5027	0313-4-0201	

**Fan with plate**

Airflow Direction	Type	Code	Weight (kg)
Sucking	R13P-4535A-6M-5027	On request	
Blowing	R13P-4535P-6M-5027	On request	

Fan without guard grill

Airflow Direction	Type	Code	Weight (kg)
Sucking	R13E-4535A-6M-5027	On request	
Blowing	R13E-4535P-6M-5027	On request	

General notes

Connection diagrams:

Sucking 0301-1-0044 See section
 Blowing 0301-1-0043 Connection diagrams

Guard grills & wall-plates See section Accessories

Standards compliance See introduction page

Diameter:

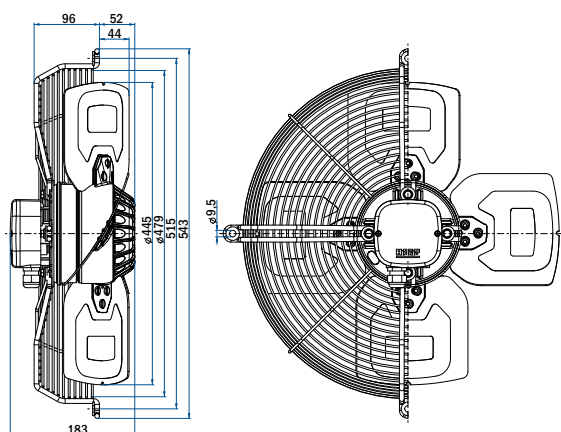
450 mm

R13_-4530_-6T2-3525



Fan with guard grill

Airflow Direction	Type	Code	Weight (kg)
Sucking	R13R-4530A-6T2-3525	0313-4-0037	8.4
Blowing	R13R-4530P-6T2-3525	0313-4-0112	



Fan with plate

Airflow Direction	Type	Code	Weight (kg)
Sucking	R13P-4530A-6T2-3525	On request	
Blowing	R13P-4530P-6T2-3525	On request	

Fan without guard grill

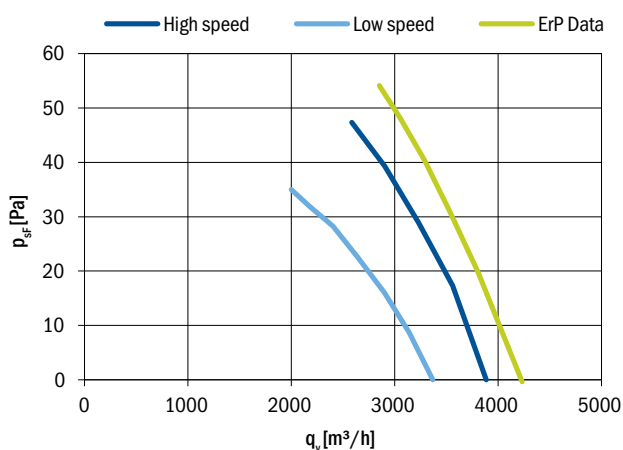
Airflow Direction	Type	Code	Weight (kg)
Sucking	R13E-4530A-6T2-3525	On request	
Blowing	R13E-4530P-6T2-3525	On request	

Nominal data according to standard EN 60335:	
Phase	3~
Nominal voltage	400 V
Frequency	50 Hz
Speed	high/low
Rated power input	120/85 W
Rated current	0.28/0.14 A
Rated speed	915/770 RPM
Min. ambient temperature	-30 °C
Max. ambient temperature	70/70 °C
Sound power level A weighted	68/63 dB (A)
Connection	terminal box
Insulation class	155
Protection class	IP54

ErP data according to EU regulation 327/2011:

Overall efficiency	28.5 %
Measurement category	A
Efficiency category	static
Efficiency grade N	40.1
Variable speed drive	NO
Power input	146 W
Air flow	2851 m³/h
Pressure drop	54 Pa
Speed	909 RPM
Specific ratio	1.00

Aerodynamic characteristic



Fan characteristic measured in short bell mouth with guard grill.
ErP characteristic measured in full bell mouth without guard grill.

General notes

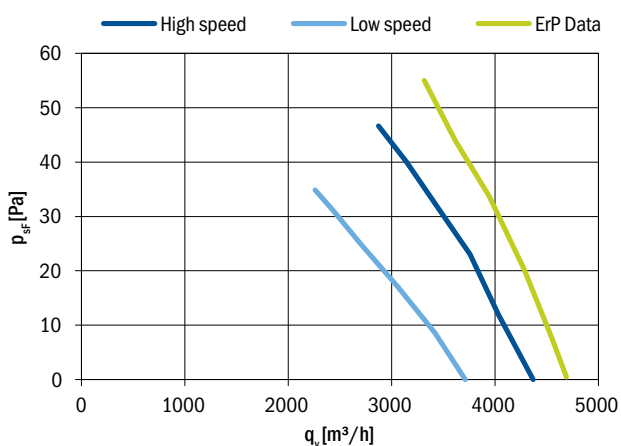
Connection diagrams:		
Sucking	0301-1-0033	See section
Blowing	0301-1-0033	Connection diagrams
Guard grills & wall-plates	See section Accessories	
Standards compliance	See introduction page	

R13_-4535_-6T2-3526**Diameter:****450 mm****Nominal data according to standard EN 60335:**

Phase	3~
Nominal voltage	400 V
Frequency	50 Hz
Speed	high/low
Rated power input	160/110 W
Rated current	0.37/0.19 A
Rated speed	915/765 RPM
Min. ambient temperature	-30 °C
Max. ambient temperature	70/70 °C
Sound power level A weighted	69/64 dB (A)
Connection	terminal box
Insulation class	155
Protection class	IP54

ErP data according to EU regulation 327/2011:

Overall efficiency	25.7 %
Measurement category	A
Efficiency category	static
Efficiency grade N	36.5
Variable speed drive	N0
Power input	196 W
Air flow	3032 m³/h
Pressure drop	63 Pa
Speed	906 RPM
Specific ratio	1.00

Aerodynamic characteristic

Fan characteristic measured in short bell mouth with guard grill.
ErP characteristic measured in full bell mouth without guard grill.

General notes

Connection diagrams:

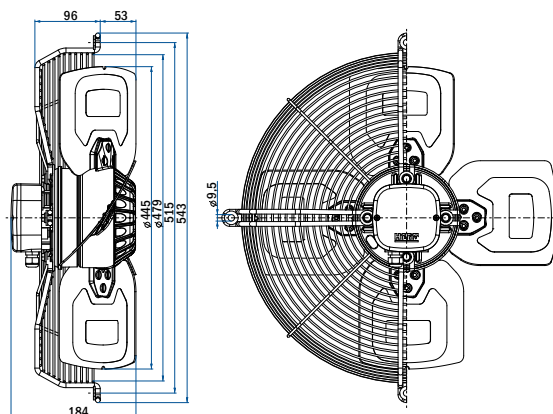
Sucking 0301-1-0033 See section
Blowing 0301-1-0033 Connection diagrams

Guard grills & wall-plates See section Accessories

Standards compliance See introduction page

**Fan with guard grill**

Airflow Direction	Type	Code	Weight (kg)
Sucking	R13R-4535A-6T2-3526	0313-4-0143	8.4
Blowing	R13R-4535P-6T2-3526	On request	

**Fan with plate**

Airflow Direction	Type	Code	Weight (kg)
Sucking	R13P-4535A-6T2-3526	On request	
Blowing	R13P-4535P-6T2-3526	On request	

Fan without guard grill

Airflow Direction	Type	Code	Weight (kg)
Sucking	R13E-4535A-6T2-3526	On request	
Blowing	R13E-4535P-6T2-3526	On request	

Diameter:

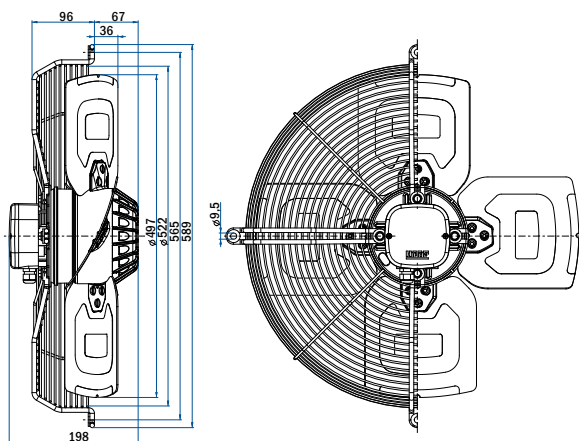
500 mm

R13_-5025_-4M-5009



Fan with guard grill

Airflow Direction	Type	Code	Weight (kg)
Sucking	R13R-5025A-4M-5009	0313-4-0073	10.4
Blowing	R13R-5025P-4M-5009	0313-4-0222	



Fan with plate

Airflow Direction	Type	Code	Weight (kg)
Sucking	R13P-5025A-4M-5009	On request	
Blowing	R13P-5025P-4M-5009	On request	

Fan without guard grill

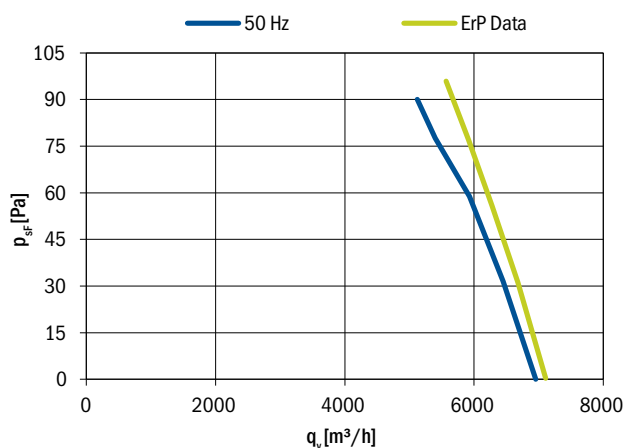
Airflow Direction	Type	Code	Weight (kg)
Sucking	R13E-5025A-4M-5009	On request	
Blowing	R13E-5025P-4M-5009	On request	

Nominal data according to standard EN 60335:	
Phase	1~
Nominal voltage	230 V
Frequency	50 Hz
Rated power input	440 W
Rated current	2.0 A
Rated speed	1340 RPM
Min. ambient temperature	-30 °C
Max. ambient temperature	70 °C
Sound power level A weighted	78 dB (A)
Condensator	8 µF/450 V
Connection	terminal box
Insulation class	155
Protection class	IP54

ErP data according to EU regulation 327/2011:

Overall efficiency	32.6 %
Measurement category	A
Efficiency category	static
Efficiency grade N	40.9
Variable speed drive	NO
Power input	488 W
Air flow	4844 m³/h
Pressure drop	122 Pa
Speed	1309 RPM
Specific ratio	1.00

Aerodynamic characteristic



Fan characteristic measured in short bell mouth with guard grill.
ErP characteristic measured in full bell mouth without guard grill.

General notes

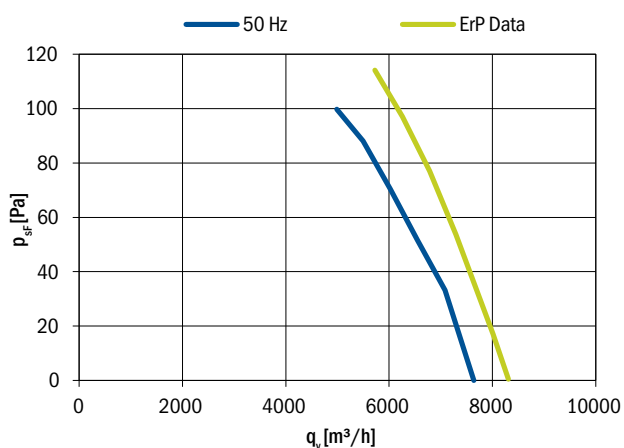
Connection diagrams:		
Sucking	0301-1-0044	See section
Blowing	0301-1-0043	Connection diagrams
Guard grills & wall-plates	See section Accessories	
Standards compliance	See introduction page	

R13_-5030_-4M-7012**Diameter:****500 mm****Nominal data according to standard EN 60335:**

Phase	1~
Nominal voltage	230 V
Frequency	50 Hz
Rated power input	550 W
Rated current	2.5 A
Rated speed	1300 RPM
Min. ambient temperature	-30 °C
Max. ambient temperature	70 °C
Sound power level A weighted	82 dB (A)
Condensator	10 µF/450 V
Connection	terminal box
Insulation class	155
Protection class	IP54

ErP data according to EU regulation 327/2011:

Overall efficiency	29.1 %
Measurement category	A
Efficiency category	static
Efficiency grade N	36.8
Variable speed drive	N0
Power input	599 W
Air flow	5724 m³/h
Pressure drop	114 Pa
Speed	1273 RPM
Specific ratio	1.00

Aerodynamic characteristic

Fan characteristic measured in short bell mouth with guard grill.
ErP characteristic measured in full bell mouth without guard grill.

General notes

Connection diagrams:

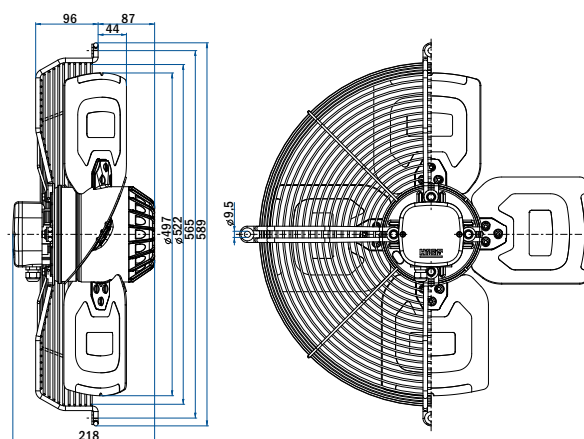
Sucking 0301-1-0044 See section
Blowing 0301-1-0043 Connection diagrams

Guard grills & wall-plates See section Accessories

Standards compliance See introduction page

**Fan with guard grill**

Airflow Direction	Type	Code	Weight (kg)
Sucking	R13R-5030A-4M-7012	0313-4-0011	12.5
Blowing	R13R-5030P-4M-7012	0313-4-0062	

**Fan with plate**

Airflow Direction	Type	Code	Weight (kg)
Sucking	R13P-5030A-4M-7012	On request	
Blowing	R13P-5030P-4M-7012	On request	

Fan without guard grill

Airflow Direction	Type	Code	Weight (kg)
Sucking	R13E-5030A-4M-7012	On request	
Blowing	R13E-5030P-4M-7012	On request	

Diameter:

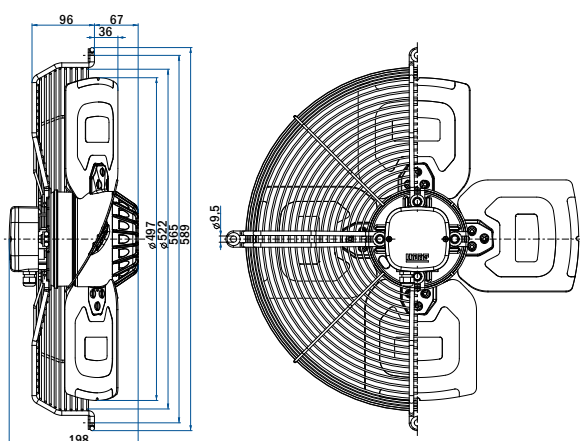
500 mm

R13_-5025_-4T2-5004



Fan with guard grill

Airflow Direction	Type	Code	Weight (kg)
Sucking	R13R-5025A-4T2-5004	0313-4-0137	10.4
Blowing	R13R-5025P-4T2-5004	0313-4-0158	



Fan with plate

Airflow Direction	Type	Code	Weight (kg)
Sucking	R13P-5025A-4T2-5004	On request	
Blowing	R13P-5025P-4T2-5004	On request	

Fan without guard grill

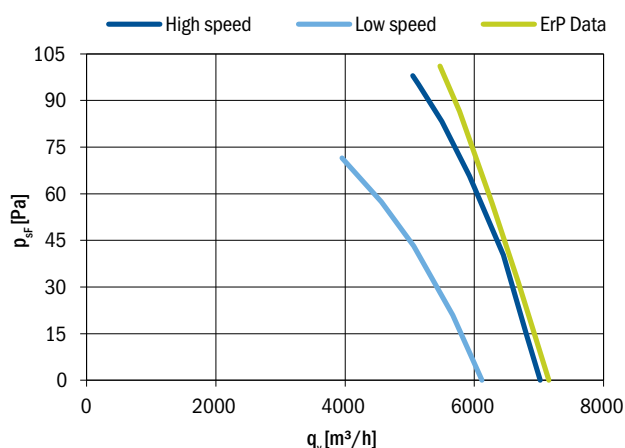
Airflow Direction	Type	Code	Weight (kg)
Sucking	R13E-5025A-4T2-5004	On request	
Blowing	R13E-5025P-4T2-5004	On request	

Nominal data according to standard EN 60335:	
Phase	3~
Nominal voltage	400 V
Frequency	50 Hz
Speed	high/low
Rated power input	455/325 W
Rated current	0.95/0.53 A
Rated speed	1380/1150 RPM
Min. ambient temperature	-30 °C
Max. ambient temperature	50/50 °C
Sound power level A weighted	78/74 dB (A)
Connection	terminal box
Insulation class	155
Protection class	IP54

ErP data according to EU regulation 327/2011:

Overall efficiency	33.5 %
Measurement category	A
Efficiency category	static
Efficiency grade N	41.9
Variable speed drive	NO
Power input	470 W
Air flow	4894 m³/h
Pressure drop	120 Pa
Speed	1368 RPM
Specific ratio	1.00

Aerodynamic characteristic



Fan characteristic measured in short bell mouth with guard grill.
ErP characteristic measured in full bell mouth without guard grill.

General notes

Connection diagrams:		
Sucking	0301-1-0033	See section
Blowing	0301-1-0033	Connection diagrams
Guard grills & wall-plates	See section Accessories	
Standards compliance	See introduction page	

R13_-5030_-4T2-7002

Diameter:

500 mm

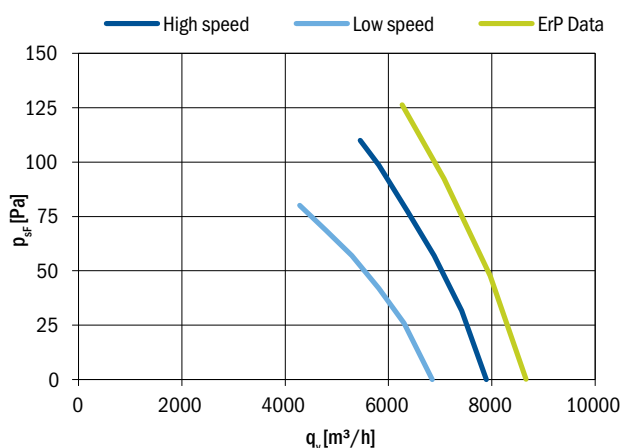
Nominal data according to standard EN 60335:

Phase	3~
Nominal voltage	400 V
Frequency	50 Hz
Speed	high/low
Rated power input	560/410 W
Rated current	1.25/0.70 A
Rated speed	1380/1170 RPM
Min. ambient temperature	-30 °C
Max. ambient temperature	70/70 °C
Sound power level A weighted	81/75 dB (A)
Connection	terminal box
Insulation class	155
Protection class	IP54

ErP data according to EU regulation 327/2011:

Overall efficiency	33.6 %
Measurement category	A
Efficiency category	static
Efficiency grade N	41.1
Variable speed drive	NO
Power input	647 W
Air flow	5759 m³/h
Pressure drop	141 Pa
Speed	1365 RPM
Specific ratio	1.00

Aerodynamic characteristic



Fan characteristic measured in short bell mouth with guard grill.
ErP characteristic measured in full bell mouth without guard grill.

General notes

Connection diagrams:

Sucking	0301-1-0033	See section
Blowing	0301-1-0033	Connection diagrams

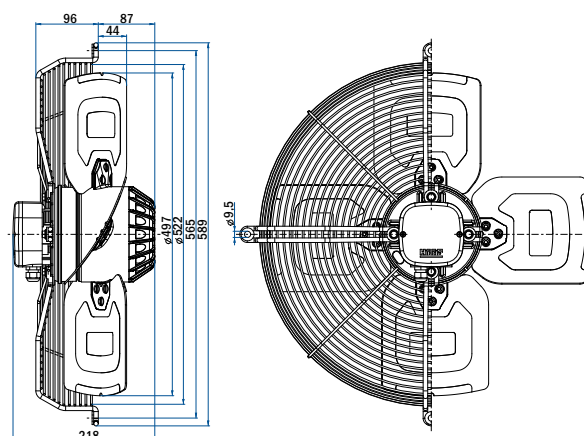
Guard grills & wall-plates	See section Accessories
Standards compliance	See introduction page



COMPLIANT TO
ErP 2015

Fan with guard grill

Airflow Direction	Type	Code	Weight (kg)
Sucking	R13R-5030A-4T2-7002	0313-4-0006	12.5
Blowing	R13R-5030P-4T2-7002	0313-4-0097	



Fan with plate

Airflow Direction	Type	Code	Weight (kg)
Sucking	R13P-5030A-4T2-7002	On request	
Blowing	R13P-5030P-4T2-7002	On request	

Fan without guard grill

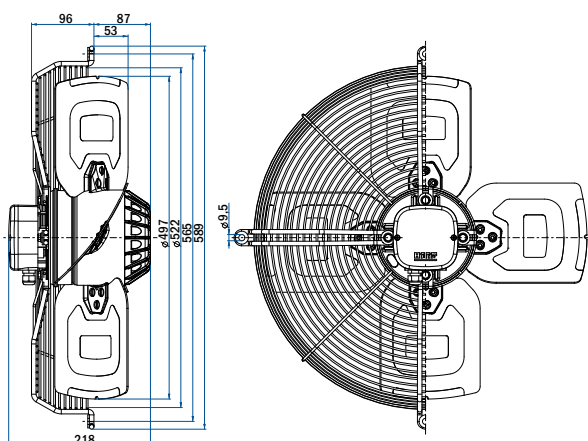
Airflow Direction	Type	Code	Weight (kg)
Sucking	R13E-5030A-4T2-7002	On request	
Blowing	R13E-5030P-4T2-7002	On request	

500 mm

Nominal data according to standard EN 60335:	
Phase	3~
Nominal voltage	400 V
Frequency	50 Hz
Speed	high/low
Rated power input	695/480 W
Rated current	1.30/0.78 A
Rated speed	1340/1070 RPM
Min. ambient temperature	-30 °C
Max. ambient temperature	60/60 °C
Sound power level A weighted	81/75 dB (A)
Connection	terminal box
Insulation class	155
Protection class	IP54

Overall efficiency	29.1 %
Measurement category	A
Efficiency category	static
Efficiency grade N	36.1
Variable speed drive	NO
Power input	769 W
Air flow	6442 m³/h
Pressure drop	131 Pa
Speed	1324 RPM
Specific ratio	1.00

Airflow Direction	Type	Code	Weight (kg)
Sucking	R13R-5035A-4T2-7002	0313-4-0005	12.5
Blowing	R13R-5035P-4T2-7002	0313-4-0249	



Airflow Direction	Type	Code	Weight (kg)
Sucking	R13P-5035A-4T2-7002	On request	
Blowing	R13P-5035P-4T2-7002	On request	

Airflow Direction	Type	Code	Weight (kg)
Sucking	R13E-5035A-4T2-7002	On request	
Blowing	R13E-5035P-4T2-7002	On request	

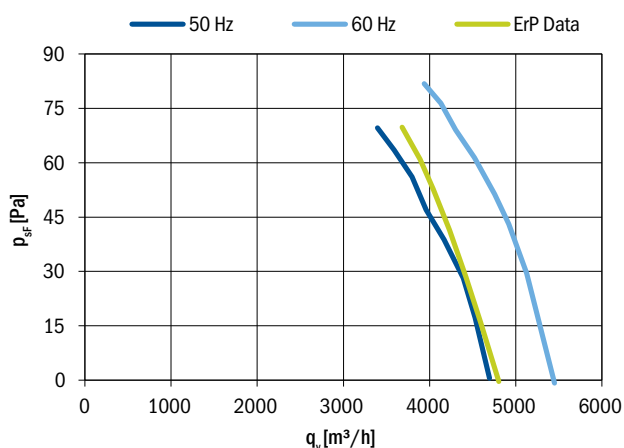
General notes		
Connection diagrams:		
Sucking	0301-1-0033	See section
Blowing	0301-1-0033	Connection diagrams
Guard grills & wall-plates	See section Accessories	
Standards compliance	See introduction page	

R13_-5025_-6M-7099**Diameter:****500 mm****Nominal data according to standard EN 60335:**

Phase	1~
Nominal voltage	230 V
Frequency	50/60 Hz
Rated power input	230/300 W
Rated current	1.00/1.47 A
Rated speed	925/1050 RPM
Min. ambient temperature	-30 °C
Max. ambient temperature	70/70 °C
Sound power level A weighted	79/82 dB (A)
Condensator	10 µF/450 V
Connection	terminal box
Insulation class	155
Protection class	IP54

ErP data according to EU regulation 327/2011:

Overall efficiency	29.9 %
Measurement category	A
Efficiency category	static
Efficiency grade N	40.3
Variable speed drive	NO
Power input	229 W
Air flow	3681 m³/h
Pressure drop	70 Pa
Speed	924 RPM
Specific ratio	1.00

Aerodynamic characteristic

Fan characteristic measured in short bell mouth with guard grill.
ErP characteristic measured in full bell mouth without guard grill.

General notes

Connection diagrams:

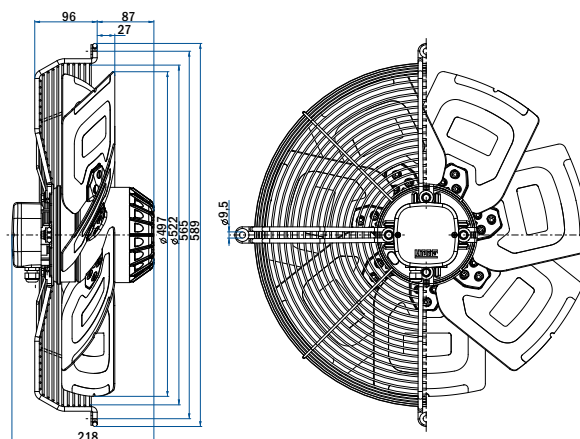
Sucking 0301-1-0044 See section
Blowing 0301-1-0043 Connection diagrams

Guard grills & wall-plates See section Accessories

Standards compliance See introduction page

**Fan with guard grill**

Airflow Direction	Type	Code	Weight (kg)
Sucking	R13R-5025A-6M-7099	0313-4-0425	14.0
Blowing	R13R-5025P-6M-7099	On request	

**Fan with plate**

Airflow Direction	Type	Code	Weight (kg)
Sucking	R13P-5025A-6M-7099	On request	
Blowing	R13P-5025P-6M-7099	On request	

Fan without guard grill

Airflow Direction	Type	Code	Weight (kg)
Sucking	R13E-5025A-6M-7099	On request	
Blowing	R13E-5025P-6M-7099	On request	

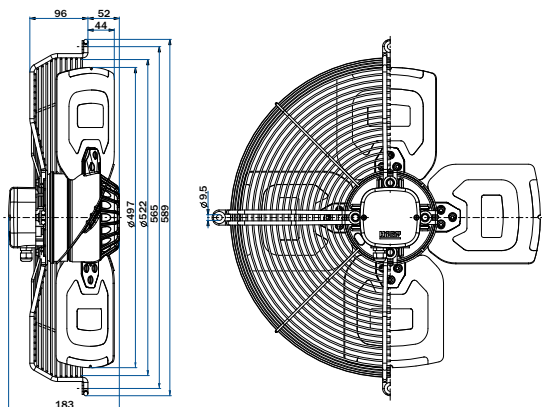
500 mm

Phase	3~
Nominal voltage	400 V
Frequency	50/60 Hz
Speed	high/low
Rated power input	180/125/245/140 W
Rated current	0.44/0.21/0.45/0.25 A
Rated speed	890/710/990/680 RPM
Min. ambient temperature	-30 °C
Max. ambient temperature	70 °C
Sound power level A weighted	73/65/76/65 dB (A)
Connection	terminal box
Insulation class	155
Protection class	IP54



COMPLIANT TO
ErP 2015

Airflow Direction	Type	Code	Weight (kg)
Sucking	R13R-5030A-6T2-3526	0313-4-0046	10.4
Blowing	R13R-5030P-6T2-3526	0313-4-0111	



Airflow Direction	Type	Code	Weight (kg)
Sucking	R13P-5030A-6T2-3526	On request	
Blowing	R13P-5030P-6T2-3526	On request	

Airflow Direction	Type	Code	Weight (kg)
Sucking	R13E-5030A-6T2-3526	On request	
Blowing	R13E-5030P-6T2-3526	On request	

Overall efficiency	29.5 %
Measurement category	A
Efficiency category	static
Efficiency grade N	40.1
Variable speed drive	NO
Power input	212 W
Air flow	3976 m³/h
Pressure drop	59 Pa
Speed	899 RPM
Specific ratio	1.00

Flow rate q_v [m³/h]	High speed p_{sf} [Pa]	Low speed p_{sf} [Pa]	ErP Data p_{sf} [Pa]
3700	53	-	-
4000	42	30	60
4400	32	18	50
4800	22	-	40
5200	12	-	30
5600	-	-	20
5700	-	-	10
5800	-	-	0

General notes		
Connection diagrams:		
Sucking	0301-1-0033	See section
Blowing	0301-1-0033	Connection diagrams
Guard grills & wall-plates	See section Accessories	
Standards compliance	See introduction page	

R13_-5625_-4T2-7002

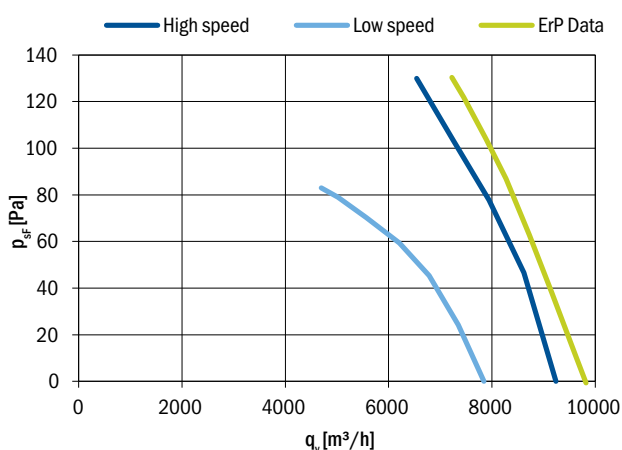
Diameter:

560 mm

Phase	3~
Nominal voltage	400 V
Frequency	50 Hz
Speed	high/low
Rated power input	670/450 W
Rated current	1.30/0.73 A
Rated speed	1360/1130 RPM
Min. ambient temperature	-30 °C
Max. ambient temperature	65/65 °C
Sound power level A weighted	83/76 dB (A)
Connection	terminal box
Insulation class	155
Protection class	IP54

ErP data according to EU regulation 327/2011:	
Overall efficiency	36.7 %
Measurement category	A
Efficiency category	static
Efficiency grade N	44.1
Variable speed drive	NO
Power input	682 W
Air flow	7223 m³/h
Pressure drop	130 Pa
Speed	1343 RPM
Specific ratio	1.00

Aerodynamic characteristic



Fan characteristic measured in short bell mouth with guard grill.
ErP characteristic measured in full bell mouth without guard grill.

General notes

Connection diagrams:

Sucking	0301-1-0033	See section
Blowing	0301-1-0033	Connection diagrams

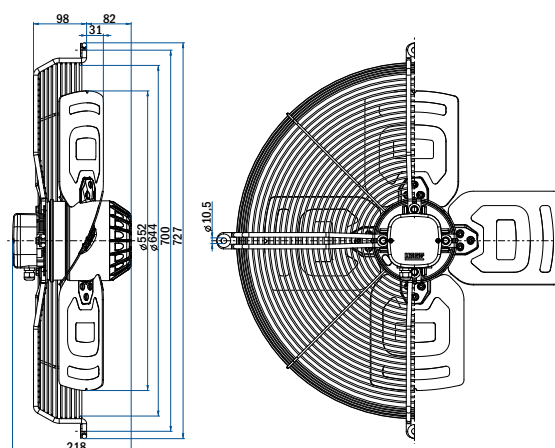
Guard grills & wall-plates	See section Accessories
Standards compliance	See introduction page



COMPLIANT TO
ErP 2015

Fan with guard grill

Airflow Direction	Type	Code	Weight (kg)
Sucking	R13R-5625A-4T2-7002	0313-4-0001	14.0
Blowing	R13R-5625P-4T2-7002	0313-4-0052	



Fan with plate

Airflow Direction	Type	Code	Weight (kg)
Sucking	R13P-5625A-4T2-7002	On request	
Blowing	R13P-5625P-4T2-7002	On request	


Fan without guard grill

Airflow Direction	Type	Code	Weight (kg)
Sucking	R13E-5625A-4T2-7002	On request	
Blowing	R13E-5625P-4T2-7002	On request	

Diameter:

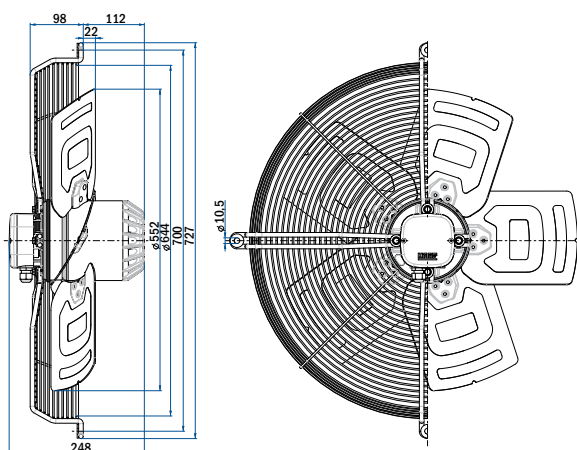
560 mm

R13_-5625_-6M-X093



Fan with guard grill

Airflow Direction	Type	Code	Weight (kg)
Sucking	R13R-5625A-6M-X093	0313-4-0415	16.0
Blowing	R13R-5625P-6M-X093	0313-4-0442	



Fan with plate

Airflow Direction	Type	Code	Weight (kg)
Sucking	R13P-5625A-6M-X093	On request	
Blowing	R13P-5625P-6M-X093	On request	

Fan without guard grill

Airflow Direction	Type	Code	Weight (kg)
Sucking	R13E-5625A-6M-X093	On request	
Blowing	R13E-5625P-6M-X093	On request	

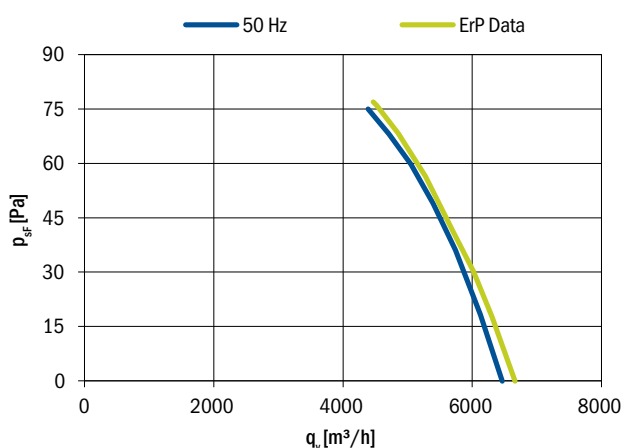
Nominal data according to standard EN 60335:

Phase	1~
Nominal voltage	230 V
Frequency	50 Hz
Rated power input	330 W
Rated current	1.5 A
Rated speed	845 RPM
Min. ambient temperature	-30 °C
Max. ambient temperature	70 °C
Sound power level A weighted	73 dB (A)
Condensator	6.3 µF/450 V
Connection	terminal box
Insulation class	155
Protection class	IP54

ErP data according to EU regulation 327/2011:

Overall efficiency	32.7 %
Measurement category	A
Efficiency category	static
Efficiency grade N	42.5
Variable speed drive	NO
Power input	282 W
Air flow	4468 m³/h
Pressure drop	77 Pa
Speed	891 RPM
Specific ratio	1.00

Aerodynamic characteristic



Fan characteristic measured in short bell mouth with guard grill.
ErP characteristic measured in full bell mouth without guard grill.

General notes

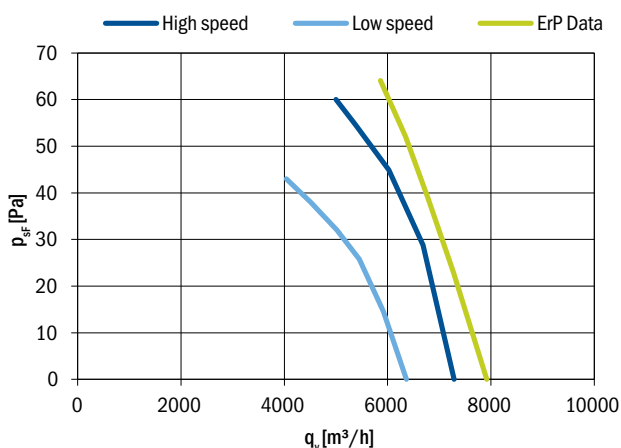
Connection diagrams:		
Sucking	0301-1-0044	See section
Blowing	0301-1-0043	Connection diagrams
Guard grills & wall-plates	See section Accessories	
Standards compliance	See introduction page	

R13_-5630_-6T2-5016**Diameter:****560 mm****Nominal data according to standard EN 60335:**

Phase	3~
Nominal voltage	400 V
Frequency	50 Hz
Speed	high/low
Rated power input	305/210 W
Rated current	0.70/0.36 A
Rated speed	920/780 RPM
Min. ambient temperature	-30 °C
Max. ambient temperature	60/60 °C
Sound power level A weighted	72/68 dB (A)
Connection	terminal box
Insulation class	155
Protection class	IP54

ErP data according to EU regulation 327/2011:

Overall efficiency	30.8 %
Measurement category	A
Efficiency category	static
Efficiency grade N	40.0
Variable speed drive	NO
Power input	355 W
Air flow	5219 m³/h
Pressure drop	77 Pa
Speed	908 RPM
Specific ratio	1.00

Aerodynamic characteristic

Fan characteristic measured in short bell mouth with guard grill.
ErP characteristic measured in full bell mouth without guard grill.


General notes

Connection diagrams:

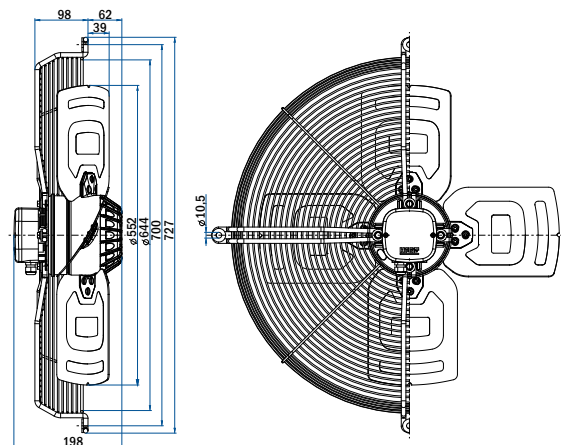
Sucking 0301-1-0033 See section
Blowing 0301-1-0033 Connection diagrams

Guard grills & wall-plates See section Accessories

Standards compliance See introduction page

**Fan with guard grill**

Airflow Direction	Type	Code	Weight (kg)
Sucking	R13R-5630A-6T2-5016	0313-4-0029	11.9
Blowing	R13R-5630P-6T2-5016	0313-4-0080	

**Fan with plate**

Airflow Direction	Type	Code	Weight (kg)
Sucking	R13P-5630A-6T2-5016	On request	
Blowing	R13P-5630P-6T2-5016	On request	

Fan without guard grill

Airflow Direction	Type	Code	Weight (kg)
Sucking	R13E-5630A-6T2-5016	On request	
Blowing	R13E-5630P-6T2-5016	On request	

Diameter:

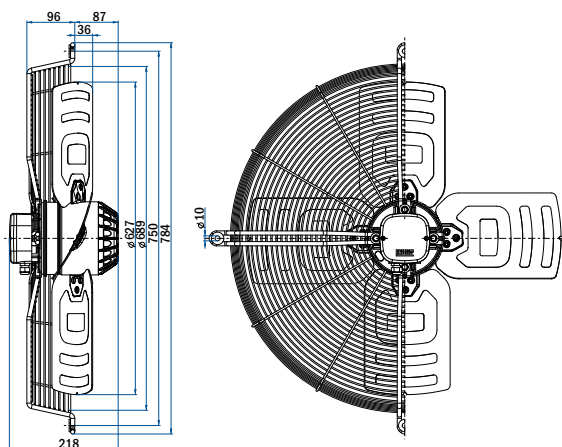
630 mm

R13_-6325_-6M-7019



Fan with guard grill

Airflow Direction	Type	Code	Weight (kg)
Sucking	R13R-6325A-6M-7019	0313-4-0091	14.6
Blowing	R13R-6325P-6M-7019	0313-4-0105	



Fan with plate

Airflow Direction	Type	Code	Weight (kg)
Sucking	R13P-6325A-6M-7019	On request	
Blowing	R13P-6325P-6M-7019	On request	

Fan without guard grill

Airflow Direction	Type	Code	Weight (kg)
Sucking	R13E-6325A-6M-7019	On request	
Blowing	R13E-6325P-6M-7019	On request	

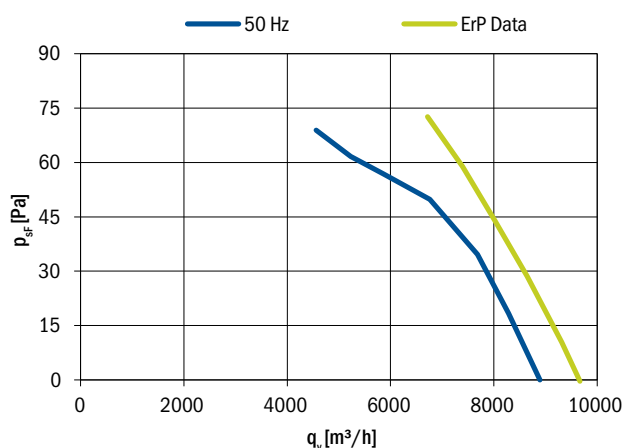
Nominal data according to standard EN 60335:

Phase	1~
Nominal voltage	230 V
Frequency	50 Hz
Rated power input	400 W
Rated current	1.8 A
Rated speed	925 RPM
Min. ambient temperature	-30 °C
Max. ambient temperature	50 °C
Sound power level A weighted	70 dB (A)
Condensator	12.5 µF/450 V
Connection	terminal box
Insulation class	155
Protection class	IP54

ErP data according to EU regulation 327/2011:

Overall efficiency	29.7 %
Measurement category	A
Efficiency category	static
Efficiency grade N	38.3
Variable speed drive	NO
Power input	434 W
Air flow	6714 m³/h
Pressure drop	73 Pa
Speed	879 RPM
Specific ratio	1.00

Aerodynamic characteristic



Fan characteristic measured in short bell mouth with guard grill.
ErP characteristic measured in full bell mouth without guard grill.

General notes

Connection diagrams:

Sucking 0301-1-0044 See section
Blowing 0301-1-0043 Connection diagrams

Guard grills & wall-plates See section Accessories

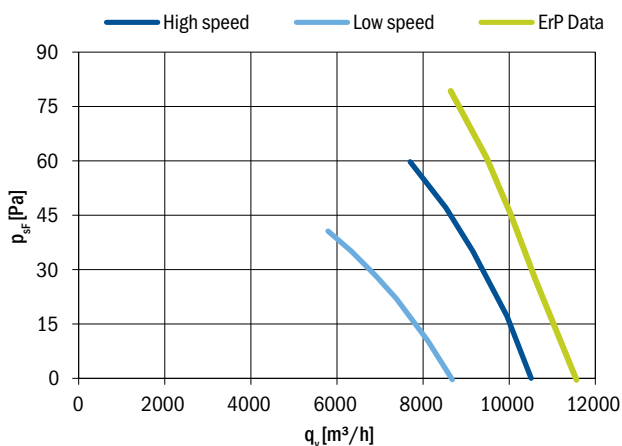
Standards compliance See introduction page

R13_-6330_-6T2-7042**Diameter:****630 mm****Nominal data according to standard EN 60335:**

Phase	3~
Nominal voltage	400 V
Frequency	50 Hz
Speed	high/low
Rated power input	630/400 W
Rated current	1.34/0.69 A
Rated speed	880/690 RPM
Min. ambient temperature	-30 °C
Max. ambient temperature	70/70 °C
Sound power level A weighted	78/69 dB (A)
Connection	terminal box
Insulation class	155
Protection class	IP54

ErP data according to EU regulation 327/2011:

Overall efficiency	32.2 %
Measurement category	A
Efficiency category	static
Efficiency grade N	40.1
Variable speed drive	N0
Power input	573 W
Air flow	8608 m³/h
Pressure drop	79 Pa
Speed	894 RPM
Specific ratio	1.00

Aerodynamic characteristic

Fan characteristic measured in short bell mouth with guard grill.
ErP characteristic measured in full bell mouth without guard grill.


General notes

Connection diagrams:

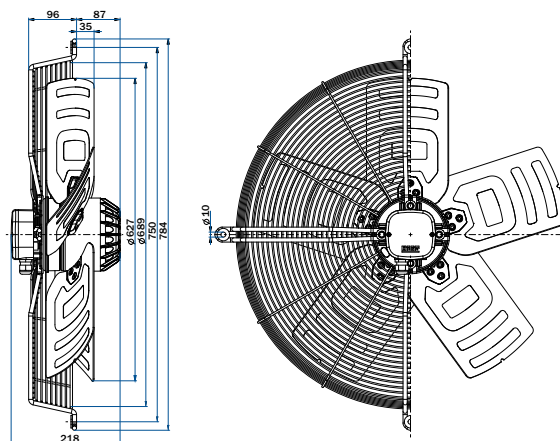
Sucking 0301-1-0033 See section
Blowing 0301-1-0033 Connection diagrams

Guard grills & wall-plates See section Accessories

Standards compliance See introduction page

**Fan with guard grill**

Airflow Direction	Type	Code	Weight (kg)
Sucking	R13R-6330A-6T2-7042	0313-4-0490	14.6
Blowing	R13R-6330P-6T2-7042	0313-4-0491	

**Fan with plate**

Airflow Direction	Type	Code	Weight (kg)
Sucking	R13R-6330A-6T2-7042	On request	
Blowing	R13R-6330P-6T2-7042	On request	

Fan without guard grill

Airflow Direction	Type	Code	Weight (kg)
Sucking	R13R-6330A-6T2-7042	On request	
Blowing	R13R-6330P-6T2-7042	On request	

Diameter:

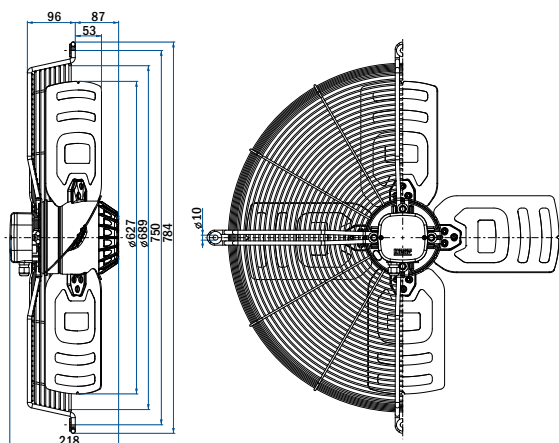
630 mm

R13_-6335_-8M-7049



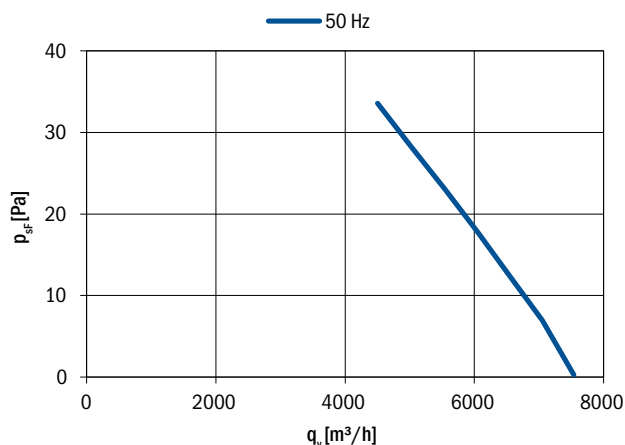
Fan with guard grill

Airflow Direction	Type	Code	Weight (kg)
Sucking	R13R-6335A-8M-7049	0313-4-0231	14.6
Blowing	R13R-6335P-8M-7049	0313-4-0234	



Nominal data according to standard EN 60335:	
Phase	1~
Nominal voltage	230 V
Frequency	50 Hz
Rated power input	265 W
Rated current	1.2 A
Rated speed	610 RPM
Min. ambient temperature	-30 °C
Max. ambient temperature	70 °C
Sound power level A weighted	70 dB (A)
Condensator	8 µF/450 V
Connection	terminal box
Insulation class	155
Protection class	IP54

Aerodynamic characteristic



Fan characteristic measured in short bell mouth with guard grill.

Fan with plate

Airflow Direction	Type	Code	Weight (kg)
Sucking	R13P-6335A-8M-7049	On request	
Blowing	R13P-6335P-8M-7049	On request	

Fan without guard grill

Airflow Direction	Type	Code	Weight (kg)
Sucking	R13E-6335A-8M-7049	On request	
Blowing	R13E-6335P-8M-7049	On request	

General notes

Connection diagrams:


Sucking 0301-1-0044 See section
Blowing 0301-1-0043 Connection diagrams

Guard grills & wall-plates See section Accessories

Standards compliance See introduction page

AC AXIAL FANS – PADDLE BLADES	AC AXIAL FANS – SICKLED BLADES	AC AXIAL FANS – BLADES WITH COMPOSITE MATERIAL (PP/AP)
UL LISTED AXIAL FANS	ACCESSORIES	CONNECTION DIAGRAMS
APPENDIX		

04



UL listed Axial Fans

AC AXIAL FANS –
SICKLED BLADES

AC AXIAL FANS –
BLADES WITH COMPOSITE
MATERIAL (PP/AP)

AC AXIAL FANS –
PADDLE BLADES

UL LISTED AXIAL FANS

ACCESSORIES

CONNECTION DIAGRAMS

APPENDIX

		Page	
	Stamped steel blades (type 25 °, 32 °) Diameters: 250–350 mm	102–103	AC AXIAL FANS – SICKLED BLADES
	Stamped steel blades (type 30H) Diameters: 350 mm	104–105	AC AXIAL FANS – BLADES WITH COMPOSITE MATERIAL (PP/AP)
	Stamped aluminium blades (type 25 °, 30 °) Diameters: 400–450 mm	106–107 109–116	AC AXIAL FANS – PADDLE BLADES
	Plastic blades (type LP) Diameters: 400 mm	108	UL LISTED AXIAL FANS
	Stamped aluminium blades (type 30H) Diameters: 630 mm	117	ACCESSORIES

Example of type key:

R11R-4030A-4T2-3830

- R11** External rotor motor type (R09, R11, R13)
- R** Accessory type (E – without guard grill, R – with guard grill, P – with guard grill and wall plate)
- 40** Fan diameter x 10 (exact diameters are stated in drawings)
- 30** Type of blades (25 °, 30 °, 32 °, 30H, LP)
- A** Airflow direction (A or S – sucking, P or B – blowing)
- 4** Number of motor poles
- T** Number of phases (M – single phase, T – three phase)
- 2** Number of motor speed
- 38** Motor stack height
- 30** Version of electrical construction

Diameter:

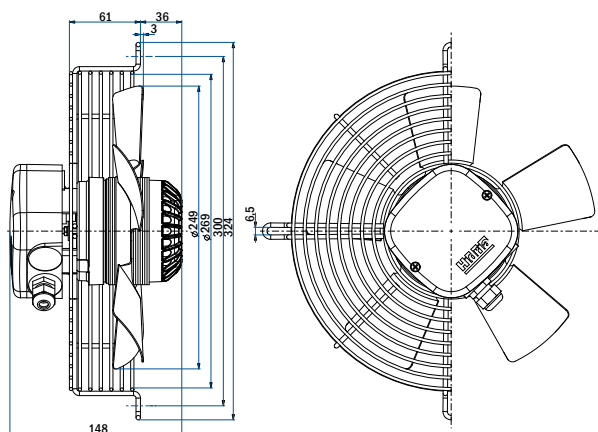
250 mm

R09R-2525A-2M-3551



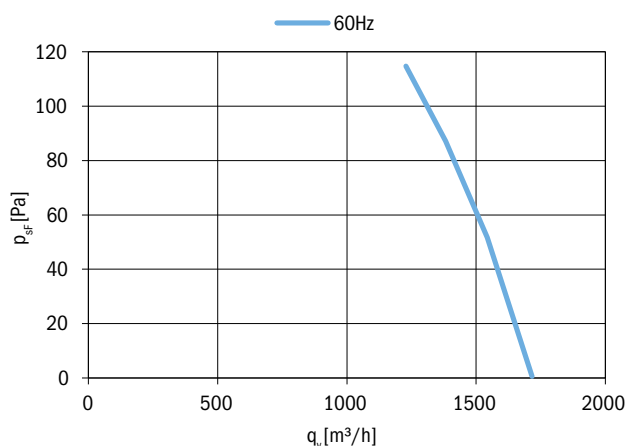
Fan with guard grill

Airflow Direction	Type	Code	Weight (kg)
Sucking	R09R-2525A-2M-3551	0309-4-0509	2.9
Blowing	R09R-2525P-2M-3551	On request	



Nominal data according to UL standard:	
Phase	1~
Nominal voltage	230 V
Frequency	60 Hz
Rated power input	145 W
Rated current	0.65 A
Rated speed	3015 RPM
Min. ambient temperature	-30 °C
Max. ambient temperature	65 °C
Sound power level A weighted	73 dB (A)
Condensator	2 µF/450 V
Connection	terminal box
Insulation class	F
Protection class	IP54
UL file	E250222

Aerodynamic characteristic



Fan characteristic measured in short bell mouth with guard grill.

Fan with plate

Airflow Direction	Type	Code	Weight (kg)
Sucking	R09P-2525A-2M-3551	On request	
Blowing	R09P-2525P-2M-3551	On request	

Fan without guard grill

Airflow Direction	Type	Code	Weight (kg)
Sucking	R09E-2525A-2M-3551	On request	
Blowing	R09E-2525P-2M-3551	On request	

General notes

Connection diagrams:

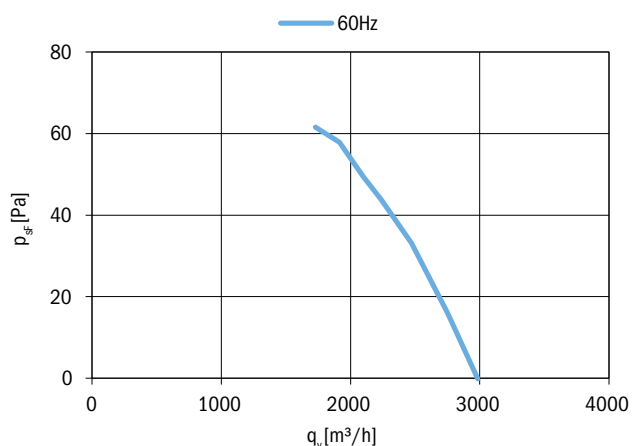
Sucking 0301-1-0043 See section
Blowing 0301-1-0044 Connection diagrams

Guard grills & wall-plates See section Accessories

Standards compliance See introduction page

R09_-3532_-4M-4217**Diameter:****350 mm****Nominal data according to UL standard:**

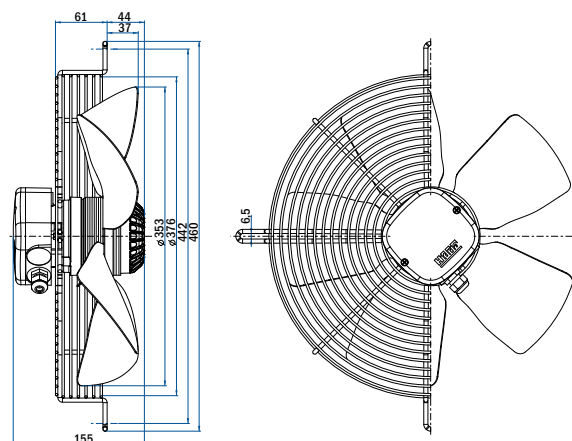
Phase	1~
Nominal voltage	110 V
Frequency	60 Hz
Rated power input	170 W
Rated current	1.60 A
Rated speed	1300 RPM
Min. ambient temperature	-30 °C
Max. ambient temperature	50 °C
Sound power level A weighted	73 dB (A)
Condensator	16 µF/450 V
Connection	terminal box
Insulation class	F
Protection class	IP54
UL file	E250222

Aerodynamic characteristic

Fan characteristic measured in short bell mouth with guard grill.

Fan with guard grill

Airflow Direction	Type	Code	Weight (kg)
Sucking	R09R-3532A-4M-4217	0309-4-0508	3.7
Blowing	R09R-3532P-4M-4217	On request	

**Fan with plate**

Airflow Direction	Type	Code	Weight (kg)
Sucking	R09P-3532A-4M-4217	On request	
Blowing	R09P-3532P-4M-4217	On request	

Fan without guard grill

Airflow Direction	Type	Code	Weight (kg)
Sucking	R09E-3532A-4M-4217	On request	
Blowing	R09E-3532P-4M-4217	On request	

General notes

Connection diagrams:

Sucking 0301-1-0043 See section
 Blowing 0301-1-0044 Connection diagrams

Guard grills & wall-plates See section Accessories

Standards compliance See introduction page

Diameter:

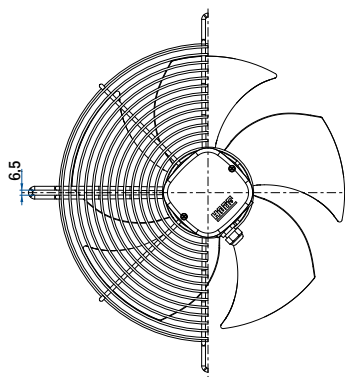
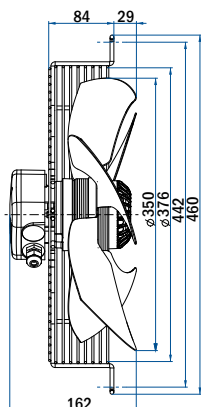
350 mm

R09_-3530H_-4M-4256



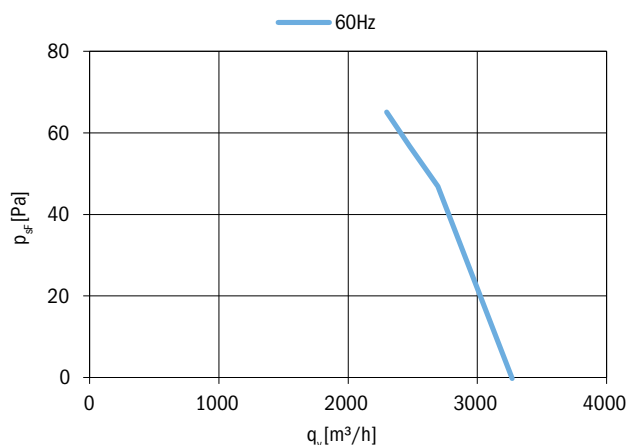
Fan with guard grill

Airflow Direction	Type	Code	Weight (kg)
Sucking	R09R-3530HA-4M-4256	0309-4-1167	3.7
Blowing	R09R-3530HP-4M-4256	On request	



Nominal data according to UL standard:	
Phase	1~
Nominal voltage	230 V
Frequency	60 Hz
Rated power input	165 W
Rated current	0.72 A
Rated speed	1380 RPM
Min. ambient temperature	-30 °C
Max. ambient temperature	65 °C
Sound power level A weighted	75 dB (A)
Condensator	4 µF/450 V
Connection	terminal box
Insulation class	F
Protection class	IP54
UL file	E250222

Aerodynamic characteristic



Fan characteristic measured in short bell mouth with guard grill.

Fan with plate

Airflow Direction	Type	Code	Weight (kg)
Sucking	R09P-3530HA-4M-4256	On request	
Blowing	R09P-3530HP-4M-4256	On request	

Fan without guard grill

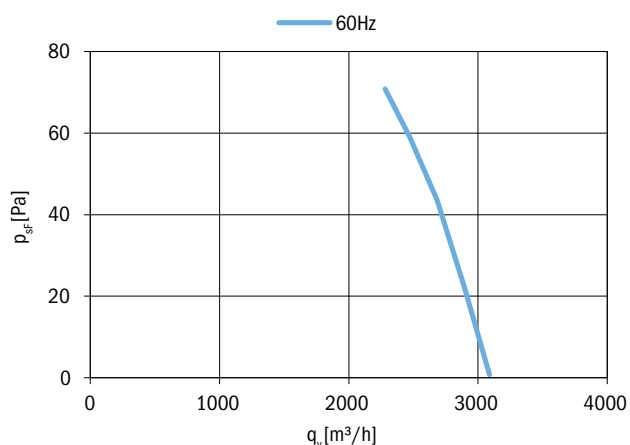
Airflow Direction	Type	Code	Weight (kg)
Sucking	R09E-3530HA-4M-4256	On request	
Blowing	R09E-3530HP-4M-4256	On request	

General notes

Connection diagrams:		
Sucking	0301-1-0043	See section
Blowing	0301-1-0044	Connection diagrams
Guard grills & wall-plates	See section Accessories	
Standards compliance	See introduction page	

R09_-3530H_-4T-4250**Diameter:****350 mm****Nominal data according to UL standard:**

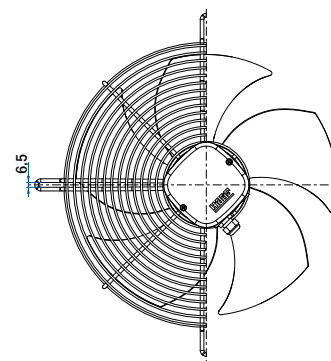
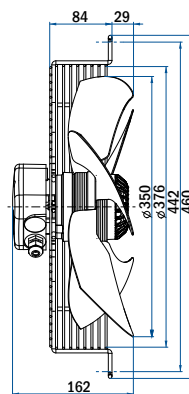
Phase	1~
Nominal voltage	Y400/D230 V
Frequency	60 Hz
Rated power input	190 W
Rated current	0.34/0.60 A
Rated speed	1375 RPM
Min. ambient temperature	-30 °C
Max. ambient temperature	65 °C
Sound power level A weighted	75 dB (A)
Connection	terminal box
Insulation class	F
Protection class	IP54
UL file	E250222

Aerodynamic characteristic

Fan characteristic measured in short bell mouth with guard grill.

**cUL US****Fan with guard grill**

Airflow Direction	Type	Code	Weight (kg)
Sucking	R09R-3530HA-4T-4250	0309-4-1168	3.7
Blowing	R09R-3530HP-4T-4250	On request	

**Fan with plate**

Airflow Direction	Type	Code	Weight (kg)
Sucking	R09P-3530HA-4T-4250	On request	
Blowing	R09P-3530HP-4T-4250	On request	

Fan without guard grill

Airflow Direction	Type	Code	Weight (kg)
Sucking	R09E-3530HA-4T-4250	On request	
Blowing	R09E-3530HP-4T-4250	On request	

General notes

Connection diagrams:

Sucking 0301-1-0049 See section
 Blowing 0301-1-0049 Connection diagrams

Guard grills & wall-plates See section Accessories

Standards compliance See introduction page

Diameter:

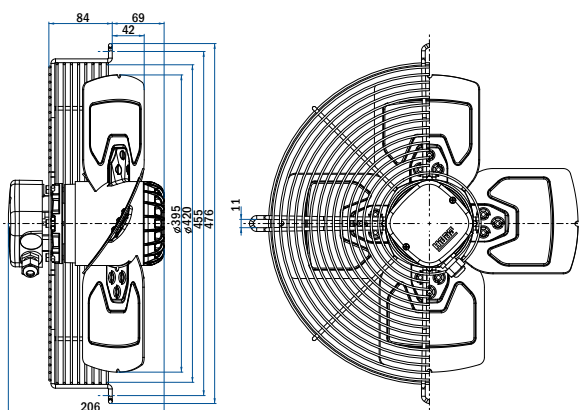
400 mm

R11_-4030_-4M-5767



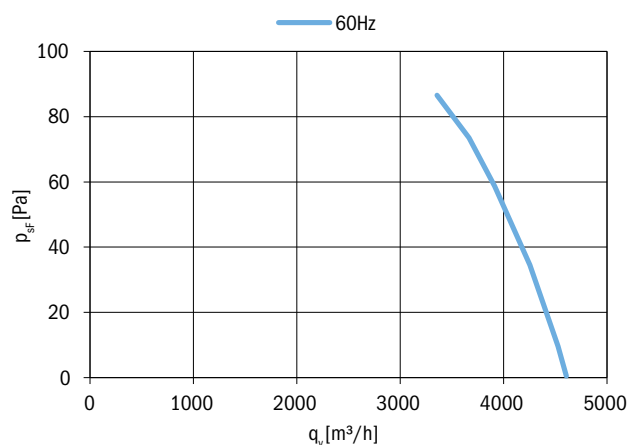
Fan with guard grill

Airflow Direction	Type	Code	Weight (kg)
Sucking	R11R-4030A-4M-5767	0311-4-0492	6.8
Blowing	R11R-4030P-4M-5767	On request	



Nominal data according to UL standard:	
Phase	1~
Nominal voltage	115 V
Frequency	60 Hz
Rated power input	440 W
Rated current	4.0 A
Rated speed	1545 RPM
Min. ambient temperature	-30 °C
Max. ambient temperature	65 °C
Sound power level A weighted	76 dB (A)
Condensator	12.5 µF/450 V
Connection	terminal box
Insulation class	F
Protection class	IP54
UL file	E250222

Aerodynamic characteristic



Fan characteristic measured in short bell mouth with guard grill.

Fan with plate

Airflow Direction	Type	Code	Weight (kg)
Sucking	R11P-4030A-4M-5767	On request	
Blowing	R11P-4030P-4M-5767	On request	

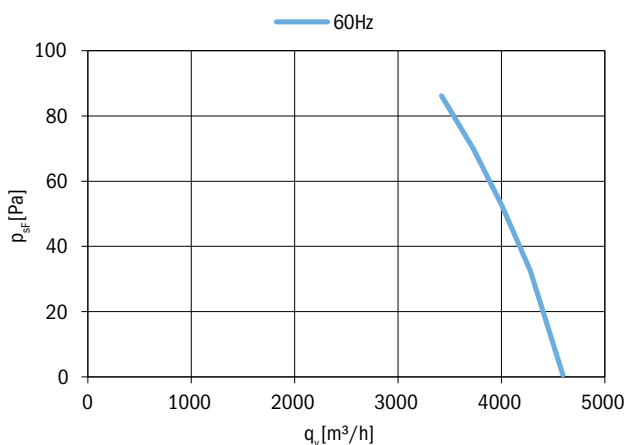
Fan without guard grill

Airflow Direction	Type	Code	Weight (kg)
Sucking	R11E-4030A-4M-5767	On request	
Blowing	R11E-4030P-4M-5767	On request	

General notes	
Connection diagrams:	
Sucking	0301-1-0044 See section
Blowing	0301-1-0043 Connection diagrams
Guard grills & wall-plates	See section Accessories
Standards compliance	See introduction page

R11_-4030_-4M-5768**Diameter:****400 mm****Nominal data according to UL standard:**

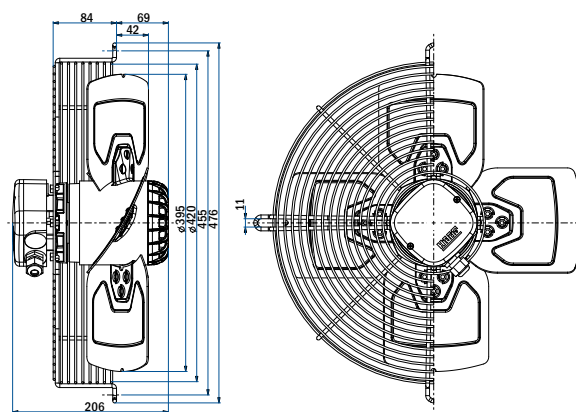
Phase	1~
Nominal voltage	230 V
Frequency	60 Hz
Rated power input	320 W
Rated current	1.42 A
Rated speed	1490 RPM
Min. ambient temperature	-30 °C
Max. ambient temperature	65 °C
Sound power level A weighted	76 dB (A)
Condensator	6.3 µF/450 V
Connection	terminal box
Insulation class	F
Protection class	IP54
UL file	E250222

Aerodynamic characteristic

Fan characteristic measured in short bell mouth with guard grill.

**cUL[®]us****Fan with guard grill**

Airflow Direction	Type	Code	Weight (kg)
Sucking	R11R-4030A-4M-5768	0311-4-0498	6.8
Blowing	R11R-4030P-4M-5768	On request	

**Fan with plate**

Airflow Direction	Type	Code	Weight (kg)
Sucking	R11P-4030A-4M-5768	On request	
Blowing	R11P-4030P-4M-5768	On request	

Fan without guard grill

Airflow Direction	Type	Code	Weight (kg)
Sucking	R11E-4030A-4M-5768	On request	
Blowing	R11E-4030P-4M-5768	On request	

General notes

Connection diagrams:

Sucking 0301-1-0044 See section
 Blowing 0301-1-0043 Connection diagrams

Guard grills & wall-plates See section Accessories

Standards compliance See introduction page

Diameter:

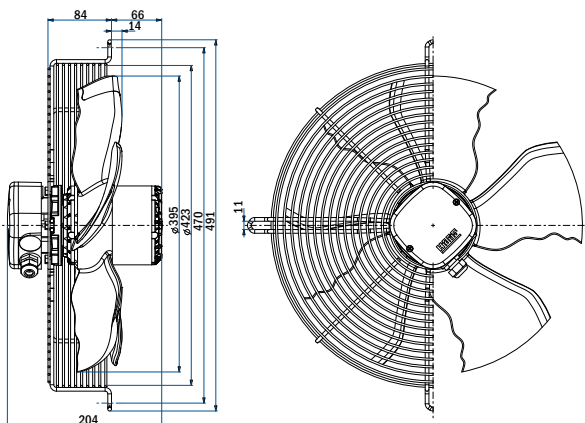
400 mm

R11_-40LP_-4T-5762



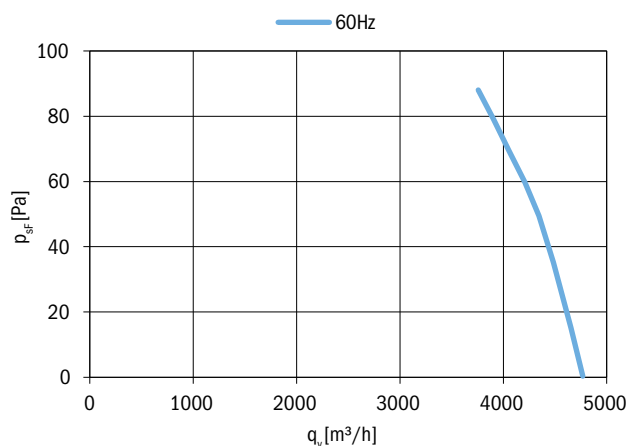
Fan with guard grill

Airflow Direction	Type	Code	Weight (kg)
Sucking	R11R-40LPS-4T-5762	0311-4-0499	13.1
Blowing	R11R-40LPB-4T-5762	On request	



Nominal data according to UL standard:	
Phase	3~
Nominal voltage	Y400/D230 V
Frequency	60 Hz
Rated power input	280 W
Rated current	0.51/0.88 A
Rated speed	1580 RPM
Min. ambient temperature	-30 °C
Max. ambient temperature	65 °C
Sound power level A weighted	78 dB (A)
Connection	terminal box
Insulation class	F
Protection class	IP54
UL file	E250222

Aerodynamic characteristic



Fan characteristic measured in short bell mouth with guard grill.

Fan with plate

Airflow Direction	Type	Code	Weight (kg)
Sucking	R11P-40LPS-4T-5762	On request	
Blowing	R11P-40LPB-4T-5762	On request	

Fan without guard grill

Airflow Direction	Type	Code	Weight (kg)
Sucking	R11E-40LPS-4T-5762	On request	
Blowing	R11E-40LPB-4T-5762	On request	

General notes

Connection diagrams:

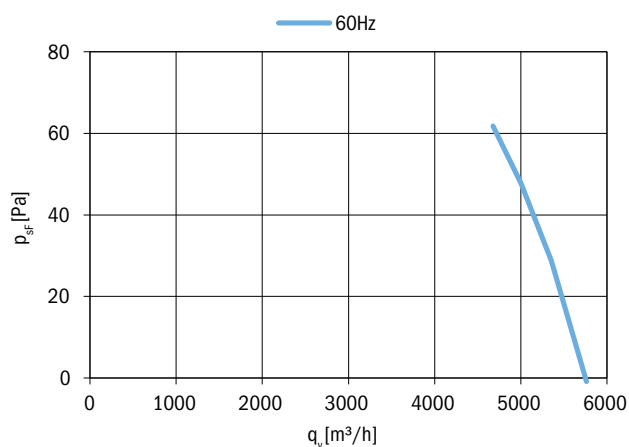
Sucking 0301-1-0049 See section
Blowing 0301-1-0049 Connection diagrams

Guard grills & wall-plates See section Accessories

Standards compliance See introduction page

R11_-4525_-4M-5767**Diameter:****450 mm****Nominal data according to UL standard:**

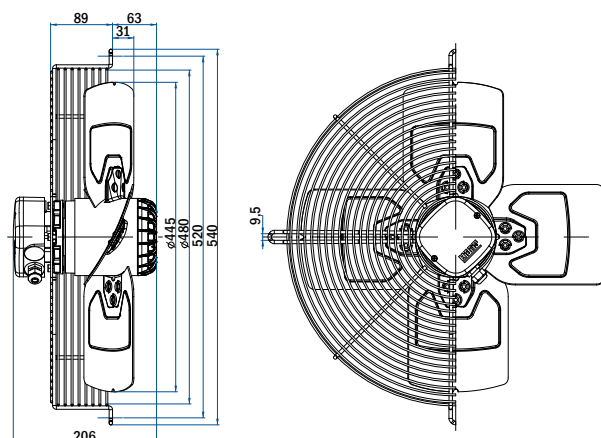
Phase	1~
Nominal voltage	115 V
Frequency	60 Hz
Rated power input	360 W
Rated current	3.2 A
Rated speed	1535 RPM
Min. ambient temperature	-30 °C
Max. ambient temperature	65 °C
Sound power level A weighted	76 dB (A)
Condensator	12.5 µF/450 V
Connection	terminal box
Insulation class	F
Protection class	IP54
UL file	E250222

Aerodynamic characteristic

Fan characteristic measured in short bell mouth with guard grill.

**cFLUS****Fan with guard grill**

Airflow Direction	Type	Code	Weight (kg)
Sucking	R11R-4525A-4M-5767	0311-4-0494	7.3
Blowing	R11R-4525P-4M-5767	On request	

**Fan with plate**

Airflow Direction	Type	Code	Weight (kg)
Sucking	R11P-4525A-4M-5767	On request	
Blowing	R11P-4525P-4M-5767	On request	

Fan without guard grill

Airflow Direction	Type	Code	Weight (kg)
Sucking	R11E-4525A-4M-5767	On request	
Blowing	R11E-4525P-4M-5767	On request	

General notes

Connection diagrams:

Sucking 0301-1-0044 See section
 Blowing 0301-1-0043 Connection diagrams

Guard grills & wall-plates See section Accessories

Standards compliance See introduction page

Diameter:

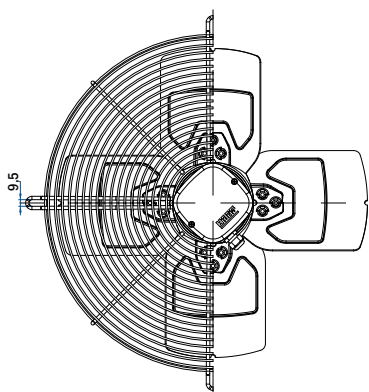
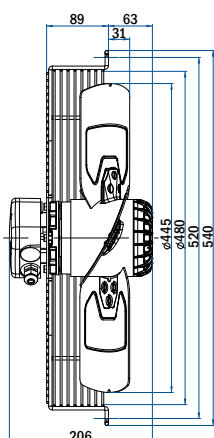
450 mm

R11_-4525_-4M-5768



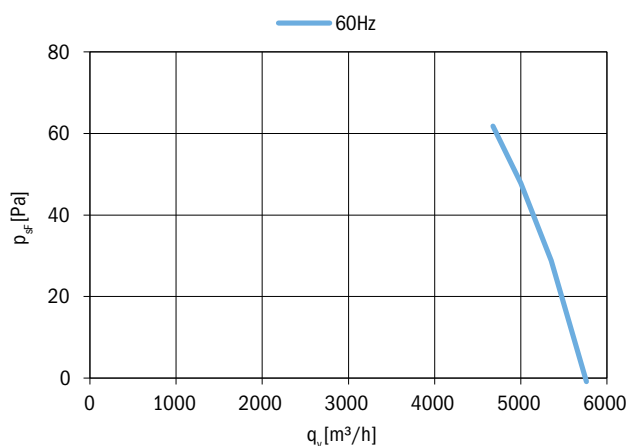
Fan with guard grill

Airflow Direction	Type	Code	Weight (kg)
Sucking	R11R-4525A-4M-5768	0311-4-0496	7.3
Blowing	R11R-4525P-4M-5768	On request	



Nominal data according to UL standard:	
Phase	1~
Nominal voltage	230 V
Frequency	60 Hz
Rated power input	320 W
Rated current	1.42 A
Rated speed	1490 RPM
Min. ambient temperature	-30 °C
Max. ambient temperature	65 °C
Sound power level A weighted	76 dB (A)
Condensator	6.3 µF/450 V
Connection	terminal box
Insulation class	F
Protection class	IP54
UL file	E250222

Aerodynamic characteristic



Fan characteristic measured in short bell mouth with guard grill.

Fan with plate

Airflow Direction	Type	Code	Weight (kg)
Sucking	R11P-4525A-4M-5768	On request	
Blowing	R11P-4525P-4M-5768	On request	

Fan without guard grill

Airflow Direction	Type	Code	Weight (kg)
Sucking	R11E-4525A-4M-5768	On request	
Blowing	R11E-4525P-4M-5768	On request	

General notes

Connection diagrams:

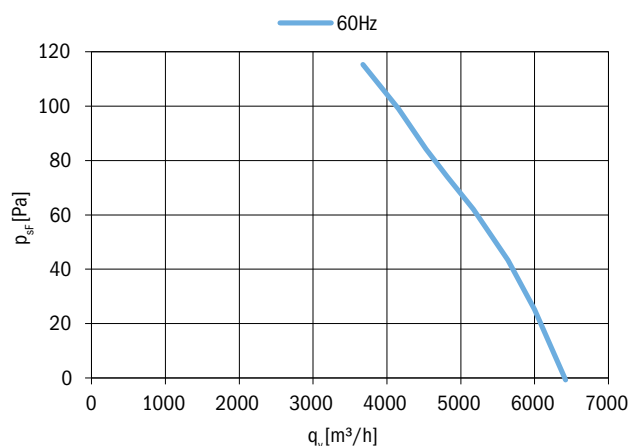
Sucking 0301-1-0044 See section
Blowing 0301-1-0043 Connection diagrams

Guard grills & wall-plates See section Accessories

Standards compliance See introduction page

R13_-4530_-4M-70106**Diameter:****450 mm****Nominal data according to UL standard:**

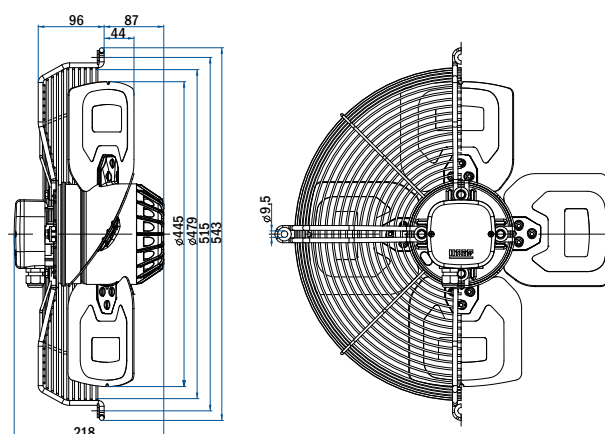
Phase	1~
Nominal voltage	115 V
Frequency	60 Hz
Rated power input	660 W
Rated current	6.4 A
Rated speed	1235 RPM
Min. ambient temperature	-30 °C
Max. ambient temperature	65 °C
Sound power level A weighted	78 dB (A)
Condensator	20 µF/450 V
Connection	terminal box
Insulation class	F
Protection class	IP54
UL file	E250222

Aerodynamic characteristic

Fan characteristic measured in short bell mouth with guard grill.

Fan with guard grill

Airflow Direction	Type	Code	Weight (kg)
Sucking	R13R-4530A-4M-70106	0313-4-0473	13.1
Blowing	R13R-4530P-4M-70106	On request	

**Fan with plate**

Airflow Direction	Type	Code	Weight (kg)
Sucking	R13P-4530A-4M-70106	On request	
Blowing	R13P-4530P-4M-70106	On request	

Fan without guard grill

Airflow Direction	Type	Code	Weight (kg)
Sucking	R13E-4530A-4M-70106	On request	
Blowing	R13E-4530P-4M-70106	On request	

General notes

Connection diagrams:

Sucking See section
Blowing Connection diagrams

Guard grills & wall-plates See section Accessories

Standards compliance See introduction page

Diameter:

450 mm

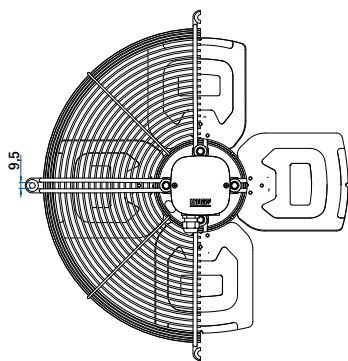
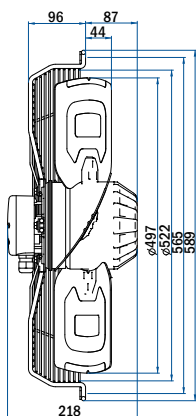
R13_-4530_-4M-70107



c^{RU} US

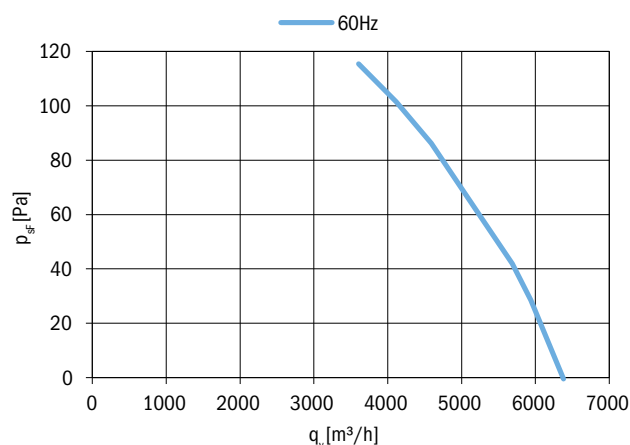
Fan with guard grill

Airflow Direction	Type	Code	Weight (kg)
Sucking	R13R-4530A-4M-70107	0313-4-0474	13.1
Blowing	R13R-4530P-4M-70107	On request	



Nominal data according to UL standard:	
Phase	1~
Nominal voltage	230 V
Frequency	60 Hz
Rated power input	550 W
Rated current	2.25 A
Rated speed	1400 RPM
Min. ambient temperature	-30 °C
Max. ambient temperature	65 °C
Sound power level A weighted	78 dB (A)
Condensator	10 µF/450 V
Connection	terminal box
Insulation class	F
Protection class	IP54
UL file	E250222

Aerodynamic characteristic



Fan characteristic measured in short bell mouth with guard grill.

Fan with plate

Airflow Direction	Type	Code	Weight (kg)
Sucking	R13P-4530A-4M-70107	On request	
Blowing	R13P-4530P-4M-70107	On request	

Fan without guard grill

Airflow Direction	Type	Code	Weight (kg)
Sucking	R13E-4530A-4M-70107	On request	
Blowing	R13E-4530P-4M-70107	On request	

General notes

Connection diagrams:

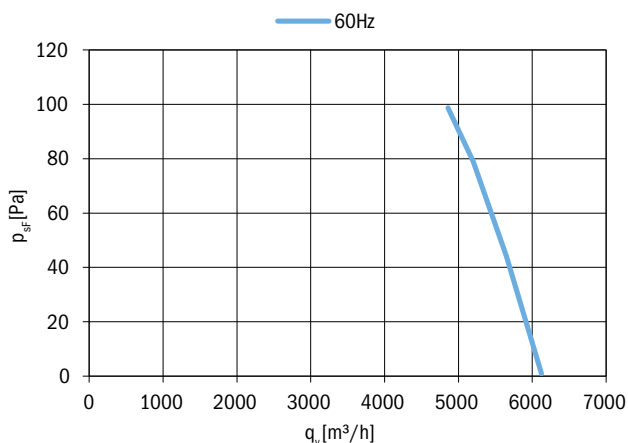
Sucking 0301-1-0044 See section
Blowing 0301-1-0043 Connection diagrams

Guard grills & wall-plates See section Accessories

Standards compliance See introduction page

R13_-4525_-4T-5097**Diameter:****450 mm****Nominal data according to UL standard:**

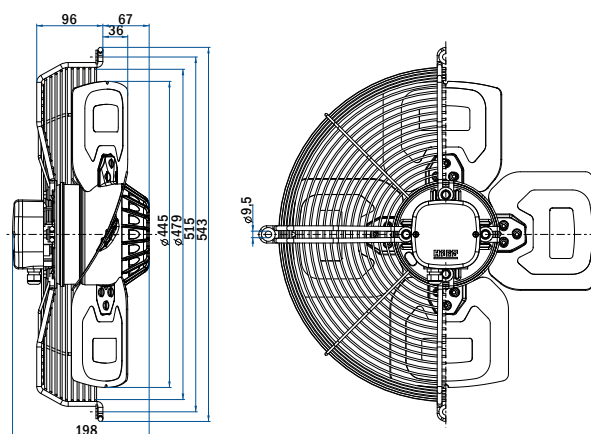
Phase	3~
Nominal voltage	Y400/D230 V
Frequency	60 Hz
Rated power input	480 W
Rated current	0.95/1.7 A
Rated speed	1645 RPM
Min. ambient temperature	-30 °C
Max. ambient temperature	65 °C
Sound power level A weighted	78 dB (A)
Connection	terminal box
Insulation class	F
Protection class	IP54
UL file	E250222

Aerodynamic characteristic

Fan characteristic measured in short bell mouth with guard grill.

**UL****Fan with guard grill**

Airflow Direction	Type	Code	Weight (kg)
Sucking	R13R-4525A-4T-5097	0313-4-0480	13.1
Blowing	R13R-4525P-4T-5097	On request	

**Fan with plate**

Airflow Direction	Type	Code	Weight (kg)
Sucking	R13P-4525A-4T-5097	On request	
Blowing	R13P-4525P-4T-5097	On request	

Fan without guard grill

Airflow Direction	Type	Code	Weight (kg)
Sucking	R13E-4525A-4T-5097	On request	
Blowing	R13E-4525P-4T-5097	On request	

General notes

Connection diagrams:

Sucking 0301-1-0034 See section
 Blowing 0301-1-0034 Connection diagrams

Guard grills & wall-plates See section Accessories

Standards compliance See introduction page

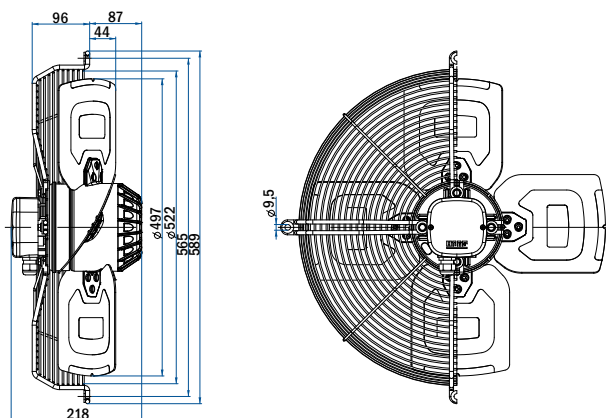
500 mm

R13_-5025_-4M-70106



Fan with guard grill

Airflow Direction	Type	Code	Weight (kg)
Sucking	R13R-5025A-4M-70106	0313-4-0470	13.3
Blowing	R13R-5025P-4M-70106	On request	



Fan with plate

Airflow Direction	Type	Code	Weight (kg)
Sucking	R13P-5025A-4M-70106	On request	
Blowing	R13P-5025P-4M-70106	On request	

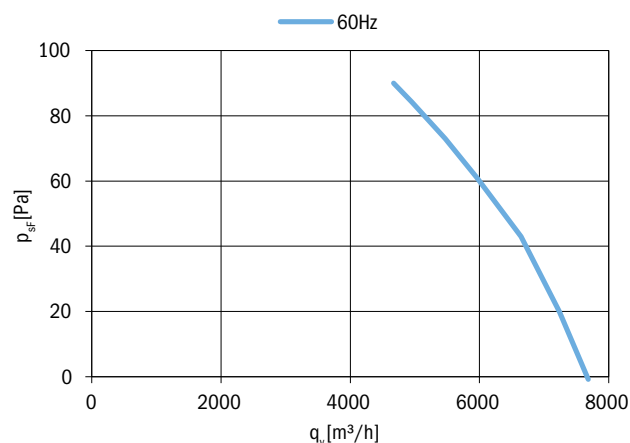
Fan without guard grill

Airflow Direction	Type	Code	Weight (kg)
Sucking	R13E-5025A-4M-70106	On request	
Blowing	R13E-5025P-4M-70106	On request	

Nominal data according to UL standard:

Phase	1~
Nominal voltage	115 V
Frequency	60 Hz
Rated power input	660 W
Rated current	6.4 A
Rated speed	1235 RPM
Min. ambient temperature	-30 °C
Max. ambient temperature	65 °C
Sound power level A weighted	78 dB (A)
Condensator	20 µF/450 V
Connection	terminal box
Insulation class	F
Protection class	IP54
UL file	E250222

Aerodynamic characteristic



Fan characteristic measured in short bell mouth with guard grill.

General notes

Connection diagrams:

Sucking	0301-1-0044	See section
Blowing	0301-1-0043	Connection diagrams

Guard grills & wall-plates	See section Accessories
----------------------------	-------------------------

Standards compliance	See introduction page
----------------------	-----------------------

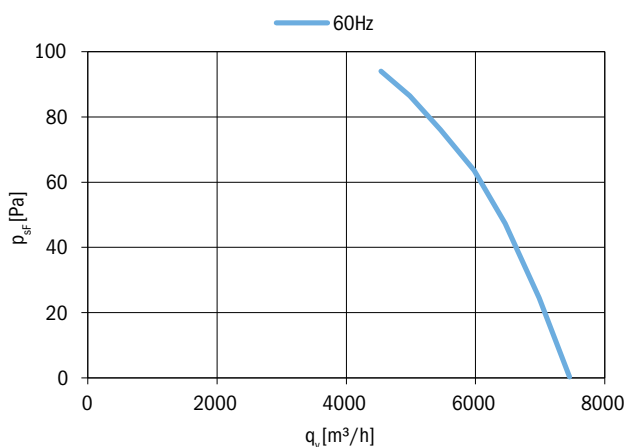
R13_-5025_-4M-70107

Diameter:

500 mm

Nominal data according to UL standard:	
Phase	1~
Nominal voltage	230 V
Frequency	60 Hz
Rated power input	550 W
Rated current	2.25 A
Rated speed	1250 RPM
Min. ambient temperature	-30 °C
Max. ambient temperature	65 °C
Sound power level A weighted	78 dB (A)
Condensator	10 µF/450 V
Connection	terminal box
Insulation class	F
Protection class	IP54
UL file	E250222

Aerodynamic characteristic



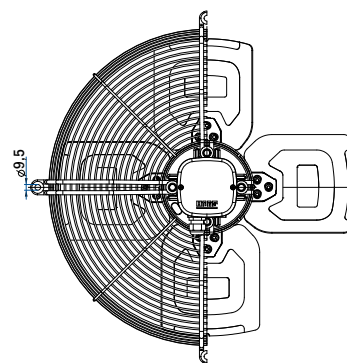
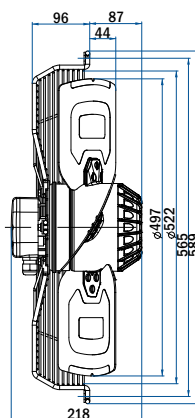
Fan characteristic measured in short bell mouth with guard grill.



CRU[®] US

Fan with guard grill

Airflow Direction	Type	Code	Weight (kg)
Sucking	R13R-5025A-4M-70107	0313-4-0472	13.3
Blowing	R13R-5025P-4M-70107	On request	



Fan with plate

Airflow Direction	Type	Code	Weight (kg)
Sucking	R13P-5025A-4M-70107	On request	
Blowing	R13P-5025P-4M-70107	On request	

Fan without guard grill

Airflow Direction	Type	Code	Weight (kg)
Sucking	R13E-5025A-4M-70107	On request	
Blowing	R13E-5025P-4M-70107	On request	

General notes

Connection diagrams:

Sucking	0301-1-0044	See section
Blowing	0301-1-0043	Connection diagrams

Guard grills & wall-plates	See section Accessories
----------------------------	-------------------------

Standards compliance	See introduction page
----------------------	-----------------------

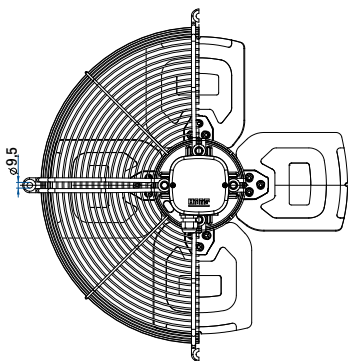
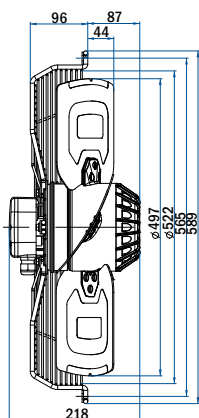
500 mm

R13_-5025_-4T-7098



Fan with guard grill

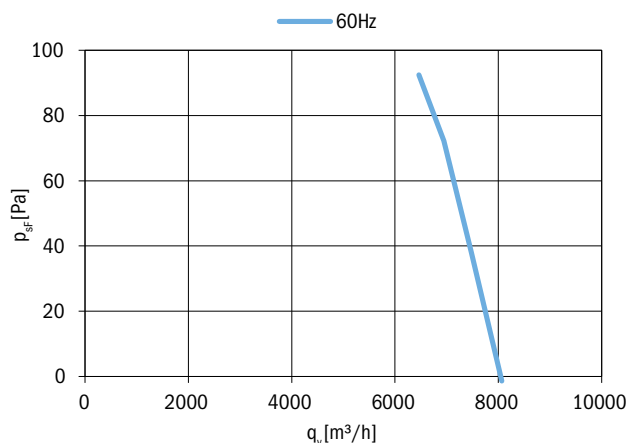
Airflow Direction	Type	Code	Weight (kg)
Sucking	R13R-5025A-4T-7098	0313-4-0475	13.3
Blowing	R13R-5025P-4T-7098	On request	



Nominal data according to UL standard:

Phase	3~
Nominal voltage	Y400/D230 V
Frequency	60 Hz
Rated power input	630 W
Rated current	1.32/2.30 A
Rated speed	1530 RPM
Min. ambient temperature	-30 °C
Max. ambient temperature	65 °C
Sound power level A weighted	81 dB (A)
Connection	terminal box
Insulation class	F
Protection class	IP54
UL file	E250222

Aerodynamic characteristic



Fan characteristic measured in short bell mouth with guard grill.

Fan with plate

Airflow Direction	Type	Code	Weight (kg)
Sucking	R13P-5025A-4T-7098	On request	
Blowing	R13P-5025P-4T-7098	On request	

Fan without guard grill

Airflow Direction	Type	Code	Weight (kg)
Sucking	R13E-5025A-4T-7098	On request	
Blowing	R13E-5025P-4T-7098	On request	

General notes

Connection diagrams:

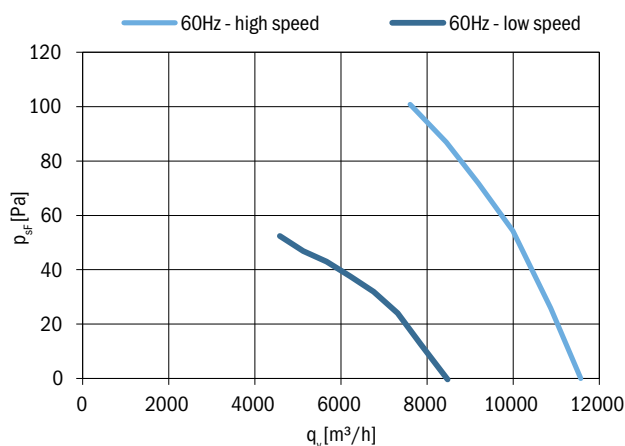
Sucking	0301-1-0034	See section
Blowing	0301-1-0034	Connection diagrams

Guard grills & wall-plates	See section Accessories
----------------------------	-------------------------

Standards compliance	See introduction page
----------------------	-----------------------

R13_-6330H_-6T2-9083**Diameter:****630 mm****Nominal data according to UL standard:**

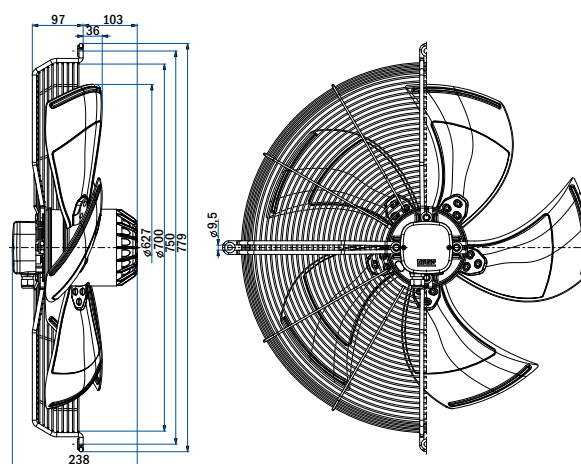
Phase	3~
Nominal voltage	380-460 V
Frequency	60 Hz
Rated power input	800 W
Rated current	1.5 A
Rated speed	900-1000 RPM
Min. ambient temperature	-30 °C
Max. ambient temperature	60 °C
Sound power level A weighted	77 dB (A)
Connection	terminal box
Insulation class	F
Protection class	IP54
UL file	E250222

Aerodynamic characteristic

Fan characteristic measured in short bell mouth with guard grill.

**cUL[®] US****Fan with guard grill**

Airflow Direction	Type	Code	Weight (kg)
Sucking	R13R-6330HA-6T2-9083	0313-4-1173	15.7
Blowing	R13R-6330HP-6T2-9083	On request	

**Fan with plate**

Airflow Direction	Type	Code	Weight (kg)
Sucking	R13P-6330HA-6T2-9083	On request	
Blowing	R13P-6330HP-6T2-9083	On request	

Fan without guard grill

Airflow Direction	Type	Code	Weight (kg)
Sucking	R13E-6330HA-6T2-9083	On request	
Blowing	R13E-6330HP-6T2-9083	On request	

General notes

Connection diagrams:

Sucking 0301-1-0033 See section
 Blowing 0301-1-0033 Connection diagrams

Guard grills & wall-plates See section Accessories

Standards compliance See introduction page

05

Accessories

AC AXIAL FANS –
SICKLED BLADES

AC AXIAL FANS –
BLADES WITH COMPOSITE
MATERIAL (PP/AP)

AC AXIAL FANS –
PADDLE BLADES

UL LISTED AXIAL FANS

ACCESSORIES

CONNECTION DIAGRAMS

APPENDIX

Guard grills

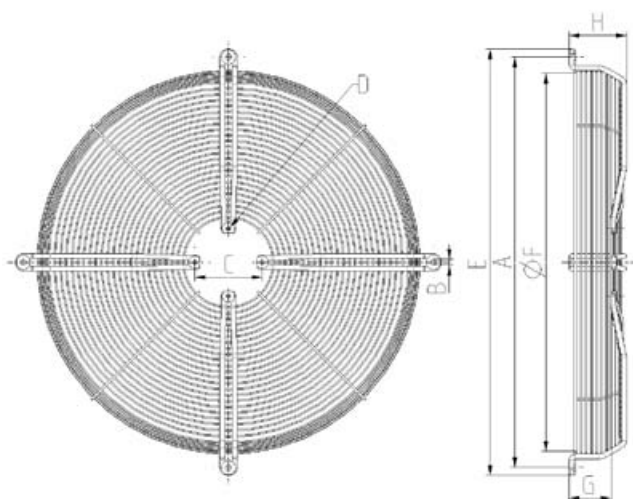
Main dimensions – Basket grills Type 1

Fan dia.	Motor type	A	B	C	D	E	Ø F	G	H	Code
450	R13	515	ø 9.5	115	ø 7	543	479	70	96	0300-1-3001
500	R13	565	ø 9.5	115	ø 7	589	522	70	96	0300-1-3004
560	R13	700	ø 10.5	115	ø 7	727	644	71.5	97.5	0300-1-3003
630	R13	750	ø 10.5	115	ø 10.5	784	690	70	96	0300-1-3006

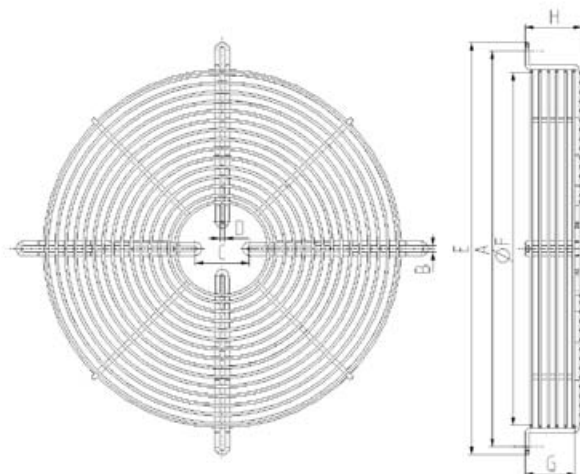
Main dimensions – Basket grills Type 2

Fan dia.	Motor type	A	B	C	D	E	Ø F	G	H	Code
200	R09	260	6.5	58	6.5	274	230	37	45	0300-1-3103
250	R09	300	6.5	58	6.5	314	269	37	45	0300-1-3104
300	R09	360	6.5	58	6.5	376	316	35	43	0300-1-3009
315	R09	375	6.5	58	6.5	393	336	57	65	0300-1-3022
350	R09	422	6.5	58	6.5	440	376	53	61	0300-1-3008
350	R11	442	6.5	90	6.5	485	376	53	61	0300-1-3027
400	R11	455	ø 9.5	90	ø 6.5	476	422	76	84	0300-1-3026
450	R11	520	10	90	10	540	480	55	73	0300-1-3000

Basket grills Type 1



Basket grills Type 2



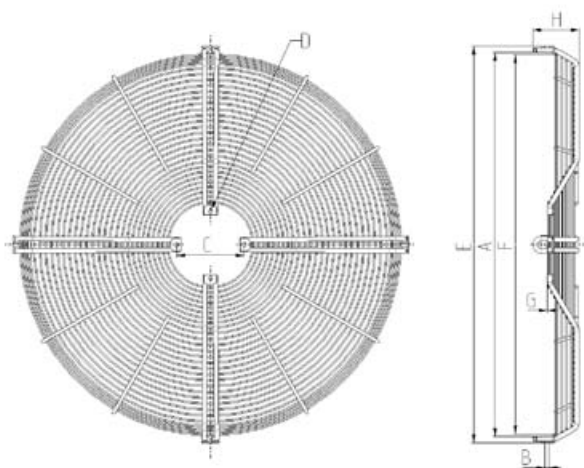
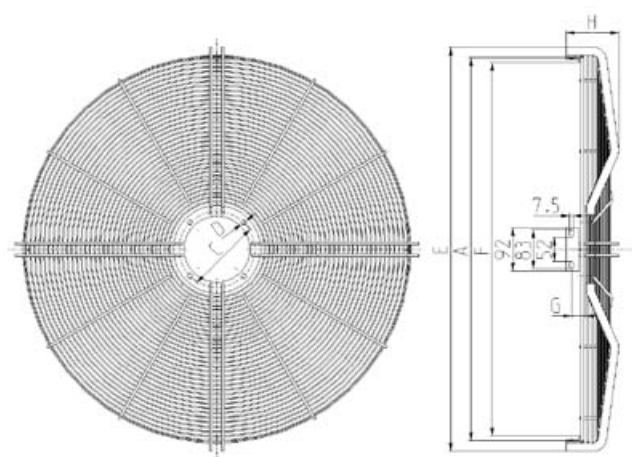
Notes: Surface black painted RAL9005

Main dimensions – Basket grills Type 3

Fan dia.	Motor type	A	B	C	D	E	Ø F	G	H	Code
560	R13	579	ø 7	115	ø 7	601	571	17	94	0300-1-3089
630	R13	654	ø 7	115	ø 7	676	646	1	79	0300-1-3087

Main dimensions – Basket grills Type 4

Fan dia.	Motor type	A	B	C	D	E	Ø F	G	H	Code
710	R18	731	7.5 x 14.5	182	ø 11	777	715	32	112	0300-1-3077
800	R18	816	7.5 x 15.5	182	ø 11	816	795	30	112	0300-1-3072

Basket grills Type 3**Basket grills Type 4**

Notes: Surface black painted RAL9005

Main dimensions – Basket grills Type 5

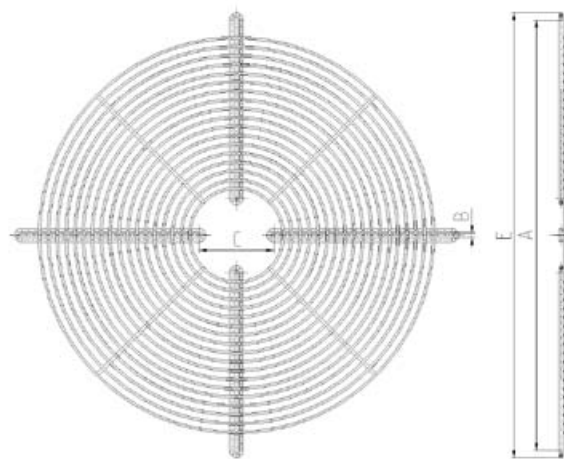
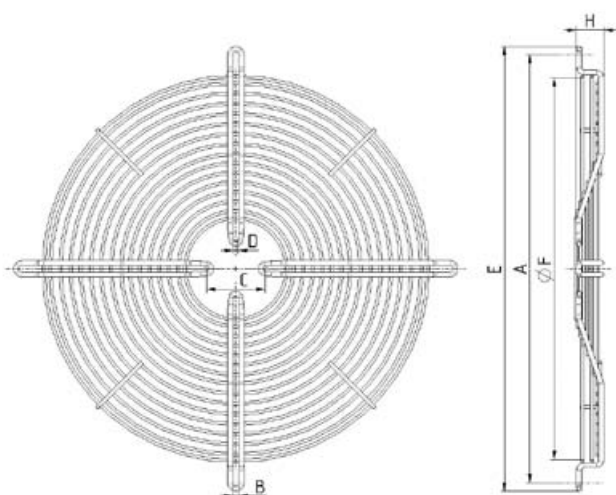
Fan dia.	Motor type	A	B	C	D	E	Ø F	G	H	Code
300	R09	360	6.5	58	4.5	376	330	0	27	0300-1-3195
315	R09	375	6.5	58	4.5	392	344	0	27	0300-1-3194
330	R09	408	6.5	58	4.5	424	376	0	27	0300-1-3193
350	R09	422	6.5	58	4.5	438	376	0	27	0300-1-3192

Main dimensions – Flat grills

Fan dia.	Motor type	A	B	C	D	E				Code
200	R09	250	6	58	4.5	264				0300-1-3094
250	R09	300	6	58	4.5	314				0300-1-3095
400	R11	467	6.5	90	6.5	490				0300-1-3128
450	R11	520	6.5	90	6.5	538				0300-1-3030
500	R11	565	9.5	90	6.5	586				0300-1-3031
560	R11	625	9.5	90	9.5	644				0300-1-3032

Basket grills Type 5

Flat grills



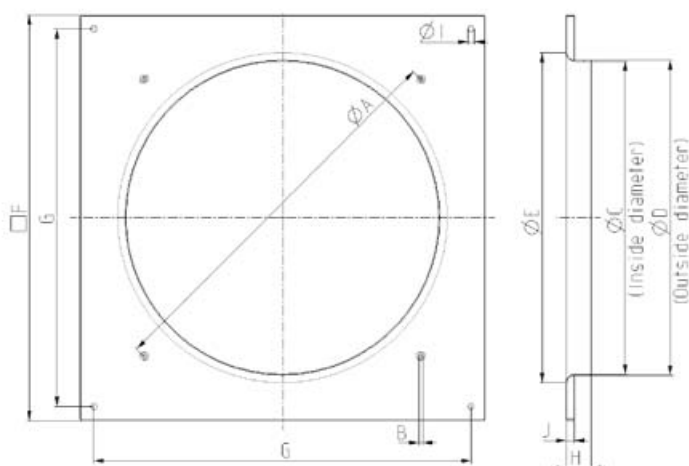
Notes: Surface black painted RAL9005

Wall plates

Main dimensions – Square short wall plates

Fan dia.	Airflow direction	A	B	Ø C	Ø D	Ø E	Ø F	G	H	Ø I	J	Code
300	sucking	360	M6	307	310	337	430	380	45	11	15	0300-6-7122
300	blowing	360	M6	307	310	337	430	380	45	11	15	0300-6-7073
315	sucking	375	M6	319	322	349	430	380	45	11	15	0300-6-7120
315	blowing	375	M6	319	322	349	430	380	45	11	15	0300-6-7075
330	sucking	400	M6	337	340	367	485	435	45	11	15	0300-6-7118
330	blowing	400	M6	337	340	367	485	435	45	11	15	0300-6-7104
350	sucking	422	M6	360	363	390	485	435	45	11	15	0300-6-7116
350	blowing	422	M6	360	363	390	485	435	45	11	15	0300-6-7077
400	sucking	455	M8	403	406	433	540	490	45	11	15	0300-6-7114
400	blowing	455	M8	403	406	433	540	490	45	11	15	0300-6-7079
420	blowing	483	M8	426	429	460	575	535	45	11	15	0300-6-7087
450	sucking	515	M8	452	455	482	575	535	45	11	15	0300-6-7112
450	blowing	515	M8	452	455	482	575	535	45	11	15	0300-6-7069
500	sucking	565	M8	504	507	534	655	615	45	11	15	0300-6-7110
500	blowing	565	M8	504	507	534	655	615	45	11	15	0300-6-7081
560	sucking	700	M8	560	563	590	725	675	45	11	15	0300-6-7108
560	blowing	700	M8	560	563	590	725	675	45	11	15	0300-6-7083
630	sucking	750	M8	635	638	675	805	750	60	11	15	0300-6-7106
630	blowing	750	M8	635	638	675	805	750	60	11	15	0300-6-7071

Square short wall plate

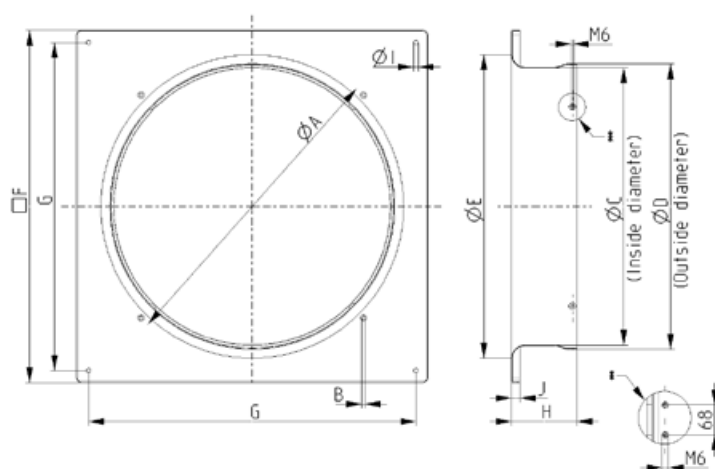


Notes: Surface black painted RAL9005

Main dimensions – Square long wall plates

Fan dia.	Airflow direction	A	B	Ø C	Ø D	Ø E	Ø F	G	H	Ø I	J	Code
500	sucking	615	M8	504	518	585	656	615	118	11	16	0300-6-7089
560	sucking	658	M8	560	577	630	725	675	135	11	16	0300-6-7095
630	sucking	720	M8	634	653	695	805	750	150	11	20	0300-6-7091
710	sucking	/	/	711	729	790	850	810	167	14.5	20	0300-6-7085
800	sucking	/	/	797	815	915	970	910	210	14.5	17	0300-6-7068

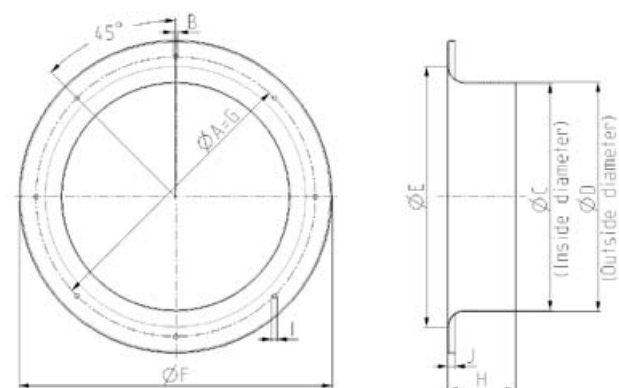
Square long wall plate



Main dimensions – Round long wall plates 1

Fan dia.	Airflow direction	A	B	Ø C	Ø D	Ø E	Ø F	G	H	Ø I	J	Code
200	blowing	250	4.3	203	206	233	280	250	61	6.4	6.5	0300-6-7102
250	blowing	300	4.3	253	256	287	330	300	65	6.4	7.5	0300-6-7103

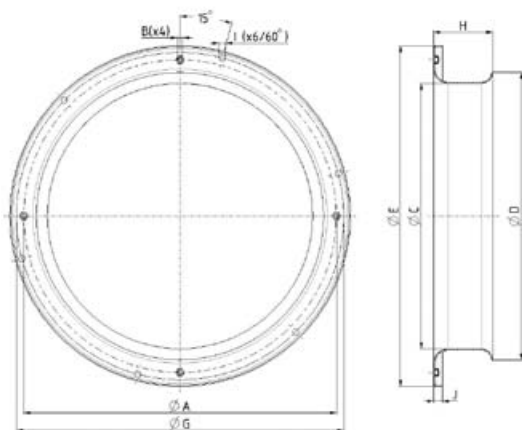
Round long wall plate Type 1



Notes: Surface black painted RAL9005

Main dimensions – Round long wall plates 2


Fan dia.	Airflow direction	A	B	Ø C	Ø D	Ø E	Ø F	G	H	Ø I	J	Code
300	sucking	361	M6	306	326	397	/	380	80	9	11	0300-6-7144
315	sucking	375.5	M6	317	347	397	/	380.5	74	9	11	0300-6-7146
330	sucking	408	M6	336	369	440	/	404	80	9	9	0300-6-7148
350	sucking	422	M6	358	388	460	/	442	80	9	12	0300-6-7150
400	sucking	502	M6	400	419	528	/	504	96	9	12	0300-6-7166
420	sucking	502	M8	426	447	544	/	520	96	9	12	0300-6-7168
450	sucking	560	M8	454	465	607	/	578	100	9	14	0300-6-7170

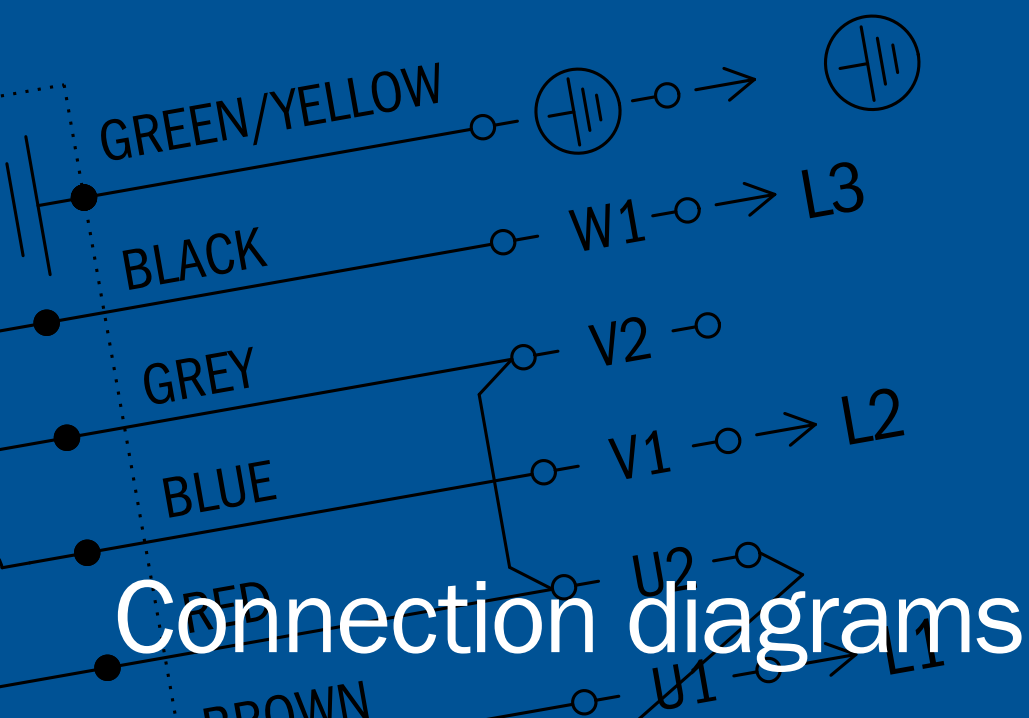
Round long wall plate Type 2

Notes: Surface black painted RAL9005

06

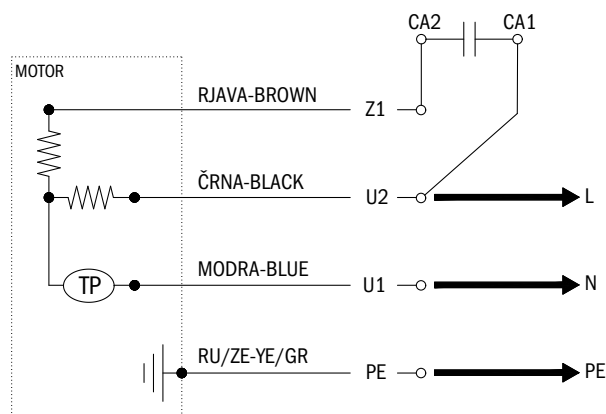
MOTOR





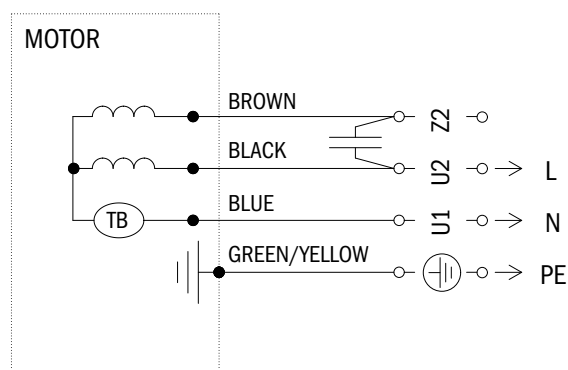
Connection diagrams

■ Connection diagrams 0301-1-0002

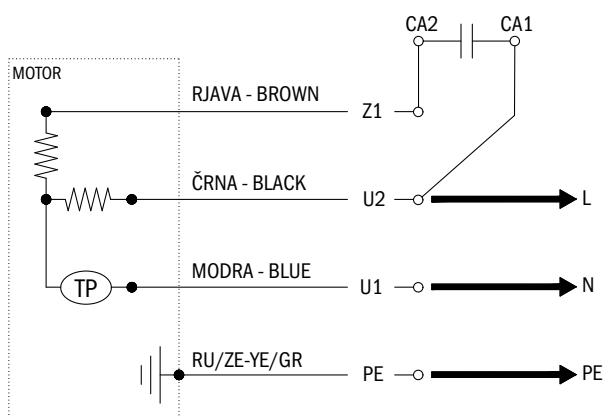


Rotation	L	N	PE	Join together	Protection device	Winding connection
CCW from cable side	U2 (black)	U1 (blue)	PE (ye/gr)	[CA1, U2] [CA2, Z2]	Internally connected	Permanent split phase capacitor motor

■ Connection diagrams 0301-1-0044

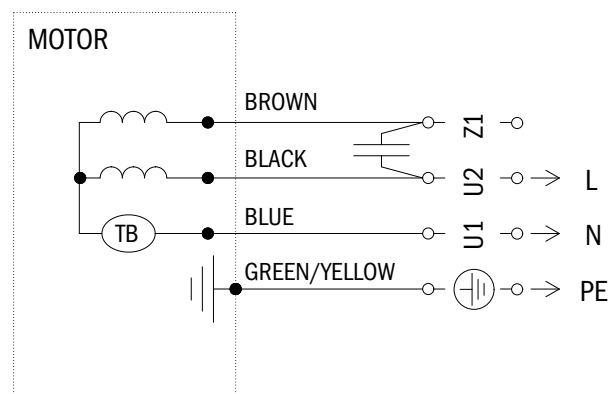


■ Connection diagrams 0301-1-0026

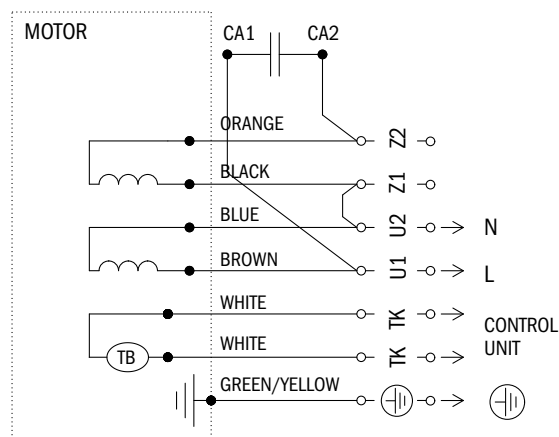


Rotation	L	N	PE	Join together	Protection device	Winding connection
CW from cable side	U2 (black)	U1 (blue)	PE (ye/gr)	[CA1, U2] [CA2, Z2]	Internally connected	Permanent split phase capacitor motor

■ Connection diagrams 0301-1-0043



■ Connection diagrams 0301-1-0029

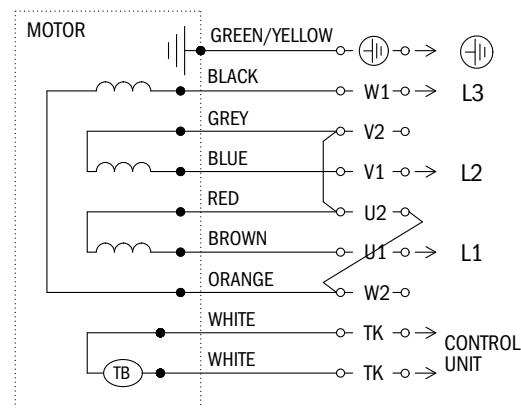


Connection options:

Rotation	L1	N	PE	Protection device	Join together	Winding connection
CW from cable side	U1	U2	PE	TK, TK	[CA1, U1] [CA2, Z2] [U2, Z1]	1.ph motor with capacitor and thermal contacts.

* Temperature monitors (TK) built in to the winding serve as motor cut-out switch and must be connected to the outside control unit!

■ Connection diagrams 0301-1-0049



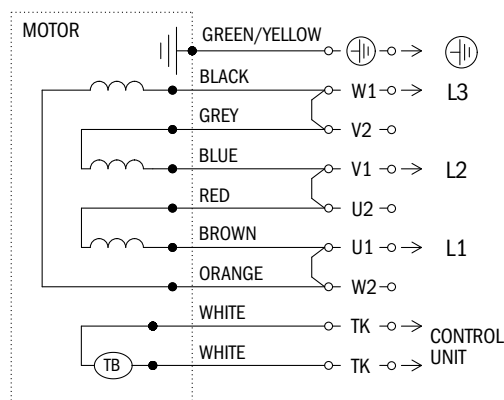
Connection options:

L1	L2	L3	PE	Protection device	Join together	Winding connection
U1	V1	W1	PE	TK, TK	[U2,V2,W2]	STAR (Y) - high voltage (STANDARD)
U1	V1	W1	PE	TK, TK	[U1,W2]; [V1,U2]; [W1,V2]	DELTA (Δ) - low voltage

* Changing of rotation direction by interchanging of 2 phases!

* Temperature monitors (TK) built in to the winding serve as motor cut-out switch and must be connected to the outside control unit!

■ Connection diagrams 0301-1-0048



Connection options:

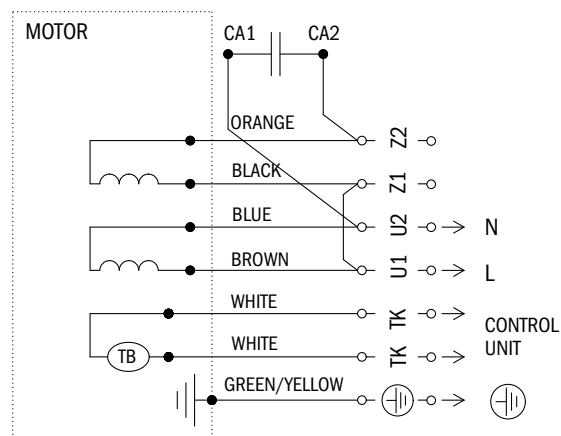
L1	L2	L3	PE	Protection device	Join together	Winding connection
U1	V1	W1	PE	TK, TK	[U1,W2]; [V1,U2]; [W1,V2]	DELTA (Δ) - high speed (STANDARD)
U1	V1	W1	PE	TK, TK	[U2,V2,W2];	STAR (Y) - low speed

* Changing of rotation direction by interchanging of 2 phases!

* Without bridges when using speed-change over switch!

* Temperature monitors (TK) built in to the winding serve as motor cut-out switch and must be connected to the outside control unit!

■ Connection diagrams 0301-1-0035

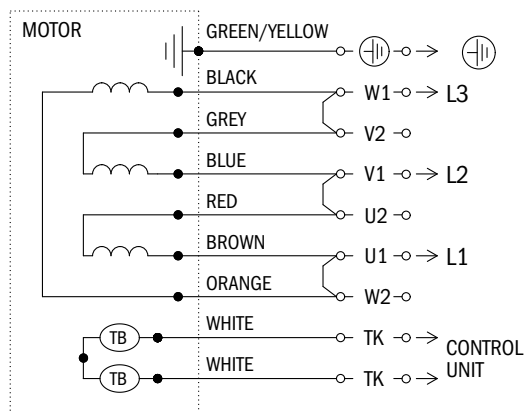


Connection options:

Rotation	L1	N	PE	Protection device	Join together	Winding connection
CCW from cable side	U1	U2	PE	TK, TK	[U1, Z1] [U2, CA1] [Z2, CA2]	1.ph motor with capacitor and thermal contacts.

* Temperature monitors (TK) built in to the winding serve as motor cut-out switch and must be connected to the outside control unit!

■ Connection diagrams 0301-1-0033

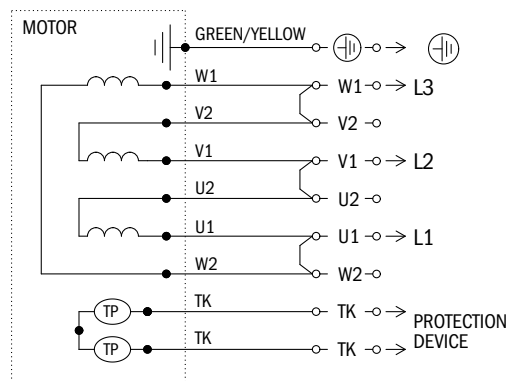


Connection options:

L1	L2	L3	PE	Protection device	Join together	Winding connection
U1	V1	W1	PE	TK, TK	[U1,W2]; [V1,U2]; [W1,V2]	DELTA (Δ) - high speed (STANDARD)
U1	V1	W1	PE	TK, TK	[U2,V2,W2];	STAR (Y) - low speed

- * Changing of rotation direction by interchanging of 2 phases!
- * Without bridges when using speed-change over switch!
- * Temperature monitors (TK) built in to the winding serve as motor cut-out switch and must be connected to the outside control unit!

■ Connection diagrams 0301-1-0031

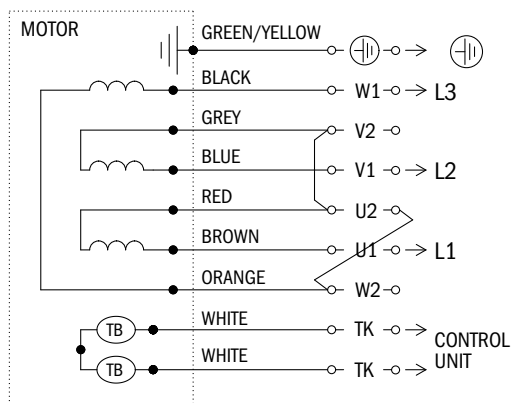


Connection options:

L1	L2	L3	PE	Protection device	Join together	Winding connection
U1	V1	W1	PE	TK, TK	[U1,W2]; [V1,U2]; [W1,V2]	DELTA (Δ) - high speed (STANDARD)
U1	V1	W1	PE	TK, TK	[U2,V2,W2];	STAR (Y) - low speed

- * Changing of rotation direction by interchanging of 2 phases!
- * Without bridges when using speed-change over switch!
- * Thermal contacts rating: AC 250V, 2.5A at $\cos \phi = 1.0$, 1.6A at $\cos \phi = 0.6$, temperature sensing.

■ Connection diagrams 0301-1-0034



Connection options:

L1	L2	L3	PE	Protection device	Join together	Winding connection
U1	V1	W1	PE	TK, TK	[U2,V2,W2]	STAR (Y) - high voltage (STANDARD)
U1	V1	W1	PE	TK, TK	[U1,W2]; [V1,U2]; [W1,V2]	DELTA (Δ) - low voltage

- * Changing of rotation direction by interchanging of 2 phases!
- * Temperature monitors (TK) built in to the winding serve as motor cut-out switch and must be connected to the outside control unit!

APPENDIX	CONNECTION DIAGRAMS	ACCESSORIES	UL LISTED AXIAL FANS	AC AXIAL FANS – PADDLE BLADES	AC AXIAL FANS – BLADES WITH COMPOSITE MATERIAL (PP/AP)	AC AXIAL FANS – SICKLED BLADES
----------	---------------------	-------------	----------------------	----------------------------------	--	-----------------------------------

07

$$\frac{V_1}{V_2} = \frac{n_1}{n_2}$$

$$\frac{p_1}{p_2} = \left(\frac{n_1}{n_2}\right)^2 = \left(\frac{V_1}{V_2}\right)^2$$

$$\frac{P_1}{P_2} = \left(\frac{n_1}{n_2}\right)^3 = \left(\frac{V_1}{V_2}\right)^3$$

$$L_{wA_2} = L_{wA_1} + 50 \log \left(\frac{n_2}{n_1}\right)$$

Appendix

AC AXIAL FANS –
SICKLED BLADESAC AXIAL FANS –
BLADES WITH COMPOSITE
MATERIAL (PP/AP)AC AXIAL FANS –
PADDLE BLADES

UL LISTED AXIAL FANS

ACCESSORIES

CONNECTION DIAGRAMS

APPENDIX

Conversion tables

Volume flow	
[m ³ /h]	[ft ³ /min]
0	0
100	170
200	340
300	510
400	680
500	850
600	1019
700	1189
800	1359
900	1529
1000	1699
1200	2039
1400	2379
1600	2718
1800	3058
2000	3398
2500	4248
3000	5097
3500	5947
4000	6796
4500	7646
5000	8495
6000	10194
7000	11893
8000	13592
9000	15291
10000	16990
11000	18689
12000	20388
13000	22087
14000	23786
15000	25485
16000	27184
17000	28883
18000	30582
19000	32281
20000	33980
21000	35679
22000	37378
23000	39077
24000	40776
25000	42475
26000	44174

Pressure		
[Pa]	[mmHg]	[mmH ₂ O]
0	0,000	0,000
5	0,038	0,510
10	0,075	1,020
15	0,113	1,530
20	0,150	2,039
25	0,188	2,549
30	0,225	3,059
35	0,263	3,569
40	0,300	4,079
45	0,338	4,589
50	0,375	5,099
55	0,413	5,608
60	0,450	6,118
65	0,488	6,628
70	0,525	7,138
75	0,563	7,648
80	0,600	8,158
85	0,638	8,668
90	0,675	9,177
95	0,713	9,687
100	0,750	10,197
125	0,938	12,746
150	1,125	15,296
175	1,313	17,845
200	1,500	20,394
300	2,250	30,591
400	3,000	40,789
500	3,750	50,986
600	4,500	61,183
700	5,250	71,380
800	6,001	81,577
900	6,751	91,774
1000	7,501	101,972
1100	8,251	112,169
1200	9,001	122,366
1300	9,751	132,563
1400	10,501	142,760
1500	11,251	152,957
1600	12,001	163,155
1700	12,751	173,352
1800	13,501	183,549
1900	14,251	193,746
2000	15,001	203,943

Temperature	
[C°]	[F]
-30,0	-22,0
-27,5	-17,5
-25,0	-13,0
-22,5	-8,5
-20,0	-4,0
-17,5	0,5
-15,0	5,0
-12,5	9,5
-10,0	14,0
-7,5	18,5
-5,0	23,0
-2,5	27,5
0,0	32,0
2,5	36,5
5,0	41,0
7,5	45,5
10,0	50,0
12,5	54,5
15,0	59,0
17,5	63,5
20,0	68,0
22,5	72,5
25,0	77,0
27,5	81,5
30,0	86,0
32,5	90,5
35,0	95,0
37,5	99,5
40,0	104,0
42,5	108,5
45,0	113,0
47,5	117,5
50,0	122,0
52,5	126,5
55,0	131,0
57,5	135,5
60,0	140,0
62,5	144,5
65,0	149,0
67,5	153,5
70,0	158,0
72,5	162,5
75,0	167,0

Fluid flow rules for fans

Speed variation at constant fan size and constant density:

$$\frac{V_1}{V_2} = \frac{n_1}{n_2}$$

The volume flow changes proportionately to the speed.

$$\frac{p_1}{p_2} = \left(\frac{n_1}{n_2}\right)^2 = \left(\frac{V_1}{V_2}\right)^2$$

All pressures (static, dynamic and total) change proportionately to the square of speed or volume flow.

$$\frac{P_1}{P_2} = \left(\frac{n_1}{n_2}\right)^3 = \left(\frac{V_1}{V_2}\right)^3$$

The power requirement changes proportionately to the third power of speed or volume flow.

$$L_{wA_2} = L_{wA_1} + 50 \log\left(\frac{n_2}{n_1}\right)$$

Correlation between sound power level (A weighted) and fan rotation speed.

In the case of changes in the wheel diameter of geometrically similar wheels at constant speed:

$$\frac{V_1}{V_2} = \left(\frac{D_1}{D_2}\right)^3$$

The volume flow changes proportionately to the third power of wheel diameter.

$$\frac{p_1}{p_2} = \left(\frac{D_1}{D_2}\right)^2$$

All pressures (static, dynamic and total) change proportionately to the square of wheel diameter.

$$\frac{P_1}{P_2} = \left(\frac{D_1}{D_2}\right)^5$$

The power requirement changes proportionately to the fifth power of wheel diameter.

Changes in the density at constant speed (or change of the Kelvin temperature at a constant volume flow):

$$V = \text{Const}$$

The volume flow is not affected.

$$\frac{p_1}{p_2} = \frac{\rho_1}{\rho_2} = \frac{T_2}{T_1}$$

All pressures (static, dynamic and total) change proportionately to the density.*

$$\frac{P_1}{P_2} = \frac{\rho_1}{\rho_2} = \frac{T_2}{T_1}$$

The power requirement changes proportionately to the density.*

*Temperature is expressed in kelvin scale [K]

Formulas are of an informative nature.

[illegible]

[illegible]

[illegible]

[illegible]

Sales and distribution:

AUSTRALIA AND NEW ZEALAND

BEIJER REF AUSTRALIA
10/88 Dynon Road
3003 West Melbourne
VIC Australia
T: +613 9371 1300
F: +613 9372 5580
E: info@beijerref.com.au

MIDDLE EAST

REFRIGERATION EQUIPMENT /
PANICKER
PO Box 3943, Dubai
T: +971 4 2222349
E: sales@panickerholdings.com
www.wearehvac.com

EBRAHIM AL-JASSIM SONS
TRADING CO., LTD.
PO Box.102, King Kaled St.
DAMMAM-31411, Saudi Arabia
T: +966 13 8332109 Extn. 111
E: mejassim@al-jassim.com

CHINA

Zhejiang RUIXUE Refrigeration
Equipment Technology Co., Ltd.
No.188 Jiaocang Road,
Ganlin Industrial Zone
Shengzhou City,
Zhejiang Province, China
T: +86 21 54198596
M: +86 173 1715 4744
F: +86 21 5419 8522
E: tiffany.s@shemth.com
www.shemth.com

SOUTHEAST ASIA

Dixell (Asia) Co., Ltd.
2893, 2895 Phattanakan Road
Suanluang 10250,
Bangkok, Thailand
T: +66 2 722 0245-9
F: +66 2 320 2520
E: dixell@dixellasia.com
www.dixellasia.com

BELGIUM

Refritec bvba/sprl
Weiveldlaan 7
1930 Zaventem
T: +32 (0)2 715 24 44
F: +32 (0)2 715 24 46
E: info@refritec.be
www.refritec.be

BULGARIA

NOVOTECHPROM OOD
6000 Stara Zagora
Kv. Industrialen
Kaloianovsko shose str., 16
Bulgaria
T: +359 42 603 309
E: ntp@novotechprom.com
www.novotechprom.com

FINLAND AND ESTONIA

REFAIR OY
Atomitie 1 FIN-00370
Helsinki, Finland
T: +358 9 5657780
E: info@refair.fi
www.refair.fi

ITALY

SI.VEN COMPONENTS S.R.L.
Via P. Gorini 44
26900 Lodi, Italy
T: +39 0371428249
E: si.ven@tiscali.it

RUSSIA

PHS LLC
Savvinskoye shosse 10, floor 6.
Zheleznodorozhniy mkr.
Balashikha,
Moscow region, Russia
T: +7-495-221-22-79
E: ak@phs-holod.ru
www.phs-holod.ru

SOUTH KOREA

DAESUNG MAREF CO., LTD
851-8, Hwasan-ri Ujeong-eup
Hwaseong city Gyeonggi-do,
Korea
T: +82 31 421 8883
E: dsc@dsmaref.com

NEDERLAND

ECR-NEDERLAND BV
Collseweg 26, 5674 TR Nuenen
Postbus 16, 5670 AA Nuenen
Nederland
T: +31 (0)40 299 06 00
E: verkoop@ecr-nederland.nl
www.ecr-nederland.nl

SLOVENIA

EMPOR d.o.o.
Leskoškova 9a
1000 Ljubljana
T: +386 1 5203820
E: empor@empor.si
www.empor.si

SERBIA

FRIGO RADAK COMPANY D.O.O.
Đurđevdanska 20
11000 Beograd, Serbia
T: +381 11 3945577
M: +381 63 318539
E: bobanradak@yahoo.com
www.frigoradak.com

SWEDEN AND DENMARK

NORDICOLD AB
Datavägen 16,
43632 Askim, Sweden
T: +46 31680440
E: info@nordicold.se
www.nordicold.se



Hidria d. o. o.

Nazorjeva 6a
1000 Ljubljana
Slovenia
T: +386 5 3756 000
E: sales.fans@hidria.com
www.hidria.com